

Pecyn Dogfen Gyhoeddus

Gareth Owens LL.B Barrister/Bargyfreithiwr
Chief Officer (Governance)
Prif Swyddog (Llywodraethu)



Swyddog Cyswllt:
Sharon Thomas 01352 702324
sharon.b.thomas@flintshire.gov.uk

At: Cyng Clive Carver (Cadeirydd)

Y Cyngorwyr: Haydn Bateman, Sean Bibby, Geoff Collett, Mared Eastwood,
Patrick Heesom, Richard Jones, Richard Lloyd, Kevin Rush, Paul Shotton,
Andy Williams ac Arnold Woolley

3 Rhagfyr 2021

Annwyl Gyngorydd,

RHYBUDD O GYFARFOD ANGHYSBELL
PWYLLGOR TROSOLWG A CHRAFFU ADNODDAU CORFFORAETHOL
DYDD IAU, 9FED RHAGFYR, 2021 10.00 AM

Yn gywir

Robert Robins
Rheolwr Gwasanaethau Democrataidd

Sylwch: Bydd hwn yn gyfarfod dros y we a bydd 'presenoldeb' wedi'i gyfyngu i Aelodau'r Pwyllgor a'r Aelodau hynny o'r Cyngor sydd wedi gofyn i Bennaeth y Gwasanaethau Democrataidd am wahoddiad. Y Cadeirydd fydd yn penderfynu a yw'r rhain yn cael siarad ai peidio.

Bydd y cyfarfod yn cael ei ffrydio'n fyw ar wefan y Cyngor. Bydd recordiad o'r cyfarfod ar gael yn fuan ar ôl y cyfarfod ar <https://flintshire.publici.tv/core/portal/home>

Os oes gennych unrhyw ymholiadau, cysylltwch ag aelod o'r Tîm Gwasanaethau Democrataidd ar 01352 702345.

R H A G L E N

1 YMDDIHEURIADAU

Pwrpas: I dderbyn unrhyw ymddiheuriadau.

2 DATGAN CYSYLLTIAD (GAN GYNNWYS DATGANIADAU CHWIPIO)

Pwrpas: I dderbyn unrhyw ddatganiad o gysylltiad a chynghori'r Aelodau yn unol a hynny.

3 COFNODION (Tudalennau 5 - 12)

Pwrpas: I gadarnhau, fel cofnod cywir gofnodion y cyfarfod ar 11 Tachwedd 2021.

4 OLRHAIN GWEITHRED (Tudalennau 13 - 16)

Adroddiad Pennaeth Gwaesanaethau Democrataidd -

Pwrpas: Rhoi gwybod i'r Pwyllgor o'r cynnydd yn erbyn camau gweithredu o'r cyfarfod blaenorol.

5 RHAGLEN GWAITH I'R DYFODOL (Tudalennau 17 - 22)

Adroddiad Pennaeth Gwaesanaethau Democrataidd -

Pwrpas: Ystyried y flaenraglen waith Pwyllgor Craffu & Trosolwg adnoddau corfforaethol.

6 PECYNNAU GOFAL A ARIENNIR AR Y CYD (Tudalennau 23 - 28)

Adroddiad Prif Swyddog (Gwasanaethau Cymdeithasol), Rheolwr Cyllid Corfforaethol - Dirprwy Arweinydd y Cyngor (Partneriaethau) ac Aelod y Cabinet dros y Gwasanaethau Cymdeithasol

Pwrpas: Rhoi manylion am sefyllfa ariannol y Cyngor o ran pecynnau gofal a ariennir ar y cyd a sut y mae hyn yn cymharu ag amcanestyniadau dros y 12 mis diwethaf.

7 STRATEGAETH ARIANNOL TYMOR CANOLIG A CHYLLIDEB FLYNYDDOL 2022/23 (Tudalennau 29 - 44)

Adroddiad Rheolwr Cyllid Corfforaethol, Prif Weithredwr - Aelod Cabinet dros Gyllid, Gwerth Cymdeithasol a Chaffael

Pwrpas: Rhoi diweddariad am y sefyllfa ddiweddaraf i'r Gyllideb Refeniw Cronfa'r Cyngor 2022/23 cyn derbyn Setliad Dros Dro Llywodraeth Leol Cymru a'r broses ffurfiol i osod y gyllideb.

8 **CYNLLUN Y CYNGOR 2021-22 MONITRO CANOL BLWYDDYN**
(Tudalennau 45 - 188)

Adroddiad Prif Weithredwr - Dirprwy Arweinydd y Cyngor (Llywodraethu) ac Aelod Cabinet dros Reolaeth Gorfforaethol ac Asedau

Pwrpas: Adolygu'r lefelau cynnydd wrth gyflawni gweithgareddau a lefelau perfformiad fel y nodwyd yng Nghynllun y Cyngor.

9 **MONITRO CYLLIDEB REFENIW 2020/21 (MIS 7)** (Tudalennau 189 - 210)

Adroddiad Rheolwr Cyllid Corfforaethol - Aelod Cabinet dros Gyllid, Gwerth Cymdeithasol a Chaffael

Pwrpas: Mae'r adroddiad misol rheolaidd hwn yn darparu'r wybodaeth ddiweddaraf am sefyllfa monitro cyllideb refeniw 2021/22 ar gyfer Cronfa'r Cyngor a'r Cyfrif Refeniw Tai. Mae'r sefyllfa yn seiliedig ar incwm a gwariant gwirioneddol fel yr oedd ar Fis 7 a rhagamcan ymlaen i ddiwedd y flwyddyn.

Sylwch, efallai y bydd egwyl o 10 munud os yw'r cyfarfod yn para'n hirach na dwy awr.

Nodyn Gweithdrefnol ar redeg cyfarfodydd

Bydd y Cadeirydd yn agor y cyfarfodydd ac yn cyflwyno eu hunain.

Bydd nifer o Gynghorwyr yn mynychu cyfarfodydd. Bydd swyddogion hefyd yn mynychu cyfarfodydd i gyflwyno adroddiadau, gyda swyddogion Gwasanaethau Democrataidd yn trefnu a chynnal y cyfarfodydd.

Gofynnir i bawb sy'n mynychu i sicrhau bod eu ffonau symudol wedi diffodd a bod unrhyw sain gefndirol yn cael ei gadw mor dawel â phosib.

Dylai'r holl feicroffonau gael eu rhoi "ar miwt" yn ystod y cyfarfod a dim ond pan fyddwch yn cael eich gwahodd i siarad gan y Cadeirydd y dylid eu rhoi ymlaen. Pan fydd gwahoddedigion wedi gorffen siarad dylen nhw roi eu hunain yn ôl "ar miwt".

Er mwyn mynegi eu bod nhw eisiau siarad bydd Cynghorwyr yn defnyddio'r cyfleuster 'chat' neu yn defnyddio'r swyddogaeth 'raise hand' sy'n dangos eicon codi llaw electronig. Mae'r swyddogaeth 'chat' hefyd yn gallu cael ei ddefnyddio i ofyn cwestiynau, i wneud sylwadau perthnasol ac yn gyfle i'r swyddog gynghori neu ddiweddarau'r cynghorwyr.

Bydd y Cadeirydd yn galw ar y siaradwyr, gan gyfeirio at aelod etholedig fel 'Cynghorydd' a swyddogion yn ôl eu teitl swydd h.y. Prif Weithredwr neu enw. O bryd i'w gilydd mae'r swyddog sy'n cynghori'r Cadeirydd yn egluro pwyntiau gweithdrefnol neu'n awgrymu geiriad arall ar gyfer cynigion er mwyn cynorthwyo'r Pwyllgor.

Os, a phan y cynhelir pleidlais, mi fydd y Cadeirydd yn egluro mai dim ond y rheiny sy'n gwrthwynebu'r cynnig/cynigion, neu sy'n dymuno ymatal a fydd angen mynegi hynny drwy ddefnyddio'r swyddogaeth 'chat'. Bydd y swyddog sy'n cynghori'r Cadeirydd yn mynegi os bydd y cynigion yn cael eu derbyn.

Os oes angen pleidlais fwy ffurfiol, bydd hynny yn ôl galwad enwau – lle gofynnir i bob Cynghorydd yn ei dro (yn nhrefn yr wyddor) sut mae ef / hi yn dymuno pleidleisio.

Yng nghyfarfodydd Pwyllgorau Cynllunio a Chyngor Sir mae amseroedd siaradwyr yn gyfyngedig. Bydd cloch yn cael ei chanu i roi gwybod i'r siaradwyr bod ganddyn nhw funud ar ôl.

Bydd y cyfarfod yn cael ei ffrydio'n fyw ar wefan y Cyngor. Bydd recordiad o'r cyfarfod ar gael yn fuan ar ôl y cyfarfod ar <https://flintshire.publici.tv/core/portal/home>

Eitem ar gyfer y Rhaglen 3

CORPORATE RESOURCES OVERVIEW & SCRUTINY COMMITTEE **11 NOVEMBER 2021**

Minutes of the meeting of Corporate Resources Overview & Scrutiny Committee of Flintshire County Council held remotely on Thursday, 11 November 2021

PRESENT: Councillor Clive Carver (Chairman)

Councillors: Haydn Bateman, Sean Bibby, Geoff Collett, Mared Eastwood, Patrick Heesom, Richard Jones, Richard Lloyd, Kevin Rush, Paul Shotton, and Arnold Woolley

APOLOGIES: Councillors: Billy Mullin - Deputy Leader (Governance) and Cabinet Member for Corporate Management and Assets, and Andy Williams

ALSO PRESENT: Councillor Colin Legg attended as an observer

CONTRIBUTORS: Councillor Ian Roberts - Leader and Cabinet Member for Education, Councillor Paul Johnson - Cabinet Member for Finance, Social Value & Procurement, Chief Executive, Chief Officer (Governance), Corporate Finance Manager, Revenues & Procurement Manager, Strategic Finance Managers and Principal Accountant

For minute number 46

Dawn Docx, Chief Fire Officer of North Wales Fire and Rescue Service

IN ATTENDANCE: Head of Democratic Services and Democratic Services Officer

44. DECLARATIONS OF INTEREST

Councillor Paul Shotton declared a personal interest on agenda item 4 as a member of the North Wales Fire and Rescue Authority.

45. MINUTES

The minutes of the meeting held on 14 October 2021 were approved, as moved and seconded by Councillors Paul Shotton and Arnold Woolley.

RESOLVED:

That the minutes be approved as a correct record.

46. NORTH WALES FIRE AND RESCUE SERVICE - A PERSONAL PERSPECTIVE FROM THE NEW CHIEF FIRE OFFICER

The newly appointed Chief Fire Officer, Dawn Docx, was in attendance to give a presentation on her perspective of the North Wales Fire and Rescue Service. The presentation covered:

- Aims
- Observations
- Key risks
- Future of the Service
- Future focus - Community resilience
- People missing from home
- Forcing entry
- Community Assistance Team (CAT)

The presentation highlighted the challenges in the recruitment and training of retained firefighters, the impact from the pandemic and rising demands to respond to extreme weather incidents such as wildfires and flooding. The Chief Fire officer asked Members to promote the role of the retained firefighter within their communities in order to assist the recruitment campaign to fill outstanding vacancies. Continued partnership working would help to support the priority on community resilience.

Councillor Ian Roberts expressed his gratitude for the work undertaken by the Fire and Rescue Service, in particular the continued reassurance given to residents of the high-rise flats in Flint following the Grenfell Tower fire. In turn, the Chief Fire Officer welcomed partnership working with the Council on the installation of sprinkler systems in those buildings.

The Chief Executive spoke about regular positive engagement with the Service and thanked the Chief Fire Officer and her team for their work.

In welcoming the review of the Service, Councillor Paul Shotton referred to the benefits of the Community Assistance Team and the 'Phoenix' initiative for young people. In response to comments, the Chief Fire Office said that prevention work remained a priority for the Service.

Councillor Paul Johnson took the opportunity to pay tribute to the way in which Fire Officers had dealt with a serious incident in his ward earlier in the year.

Councillor Richard Jones said that the importance of the Fire & Rescue Service was widely acknowledged. In response to a question on fire risk assessments, the Chief Fire Officer welcomed new responsibilities to assess the suitability of new building plans.

Following questions by the Chairman and Councillor Richard Lloyd, the Chief Fire Officer provided information on the Community Assistance Team and the recruitment of firefighters.

On behalf of Members, the Chairman thanked the Chief Fire Officer for her attendance and presentation. This was formally proposed by Councillor Richard Jones and seconded by the Chairman.

RESOLVED:

That the Chief Fire Officer be thanked for her attendance and her presentation.

47. ACTION TRACKING

In presenting the update report on progress with actions arising from previous meetings, the Head of Democratic Services read out the response from Jo Whitehead, Chief Executive of Betsi Cadwaladr University Health Board (BCUHB) on joint-funded care packages, which had been circulated to the Committee.

Councillor Richard Jones reminded Members that concerns about disparity in the appeals process for disputed joint-funded care packages with the Health Board had arisen following a loss of £0.133m in funding reported at the March meeting. He said that the outstanding figure of £0.937m reported in July was a significant debt owed to the Council which impacted upon the budget position.

In acknowledging the concerns, the Chief Executive welcomed the fact that the newly appointed Chief Executive of BCUHB had raised the matter herself in recognising the need for change. The Chief Executive assured Members that he would continue to follow this up through regular contact with BCUHB to ensure that the Council had a right of reply on appeals. He also advised that the Chief Officer (Social Services) and his team were continuing to work to reduce the level of debt arising from joint-funded care packages.

On further discussion, Councillor Jones proposed that a letter be sent to BCUHB, signed by the Chairs of both this Committee and the Social & Health Care Overview & Scrutiny Committee in appreciation of the response and to await progress on the appeals process. This was seconded by Councillor Geoff Collett.

It was noted that a report on the amounts lost to joint-funded care packages, as requested previously, was scheduled for the December meeting.

RESOLVED:

- (a) That the Committee notes the progress which has been made; and
- (b) That a joint letter be sent to the Chief Executive of the Health Board signed by the Chairs of this Committee and the Social & Health Care Overview & Scrutiny Committee to (i) express appreciation of the response, and (ii) reinforce concerns about the appeals process for disputed funded cases and the current debt level.

48. FORWARD WORK PROGRAMME

In presenting the updated forward work programme for consideration, the Head of Democratic Services advised that a report on the People Strategy and Return to Work Protocol would be added to the December meeting.

On that basis, the recommendations were moved and seconded by Councillors Paul Shotton and Mared Eastwood.

RESOLVED:

- (a) That the Forward Work Programme be approved, as varied at the meeting; and
- (b) That the Head of Democratic Services, in consultation with the Committee Chairman, be authorised to vary the Forward Work Programme between meetings, as the need arises.

49. HOUSING RENT INCOME - AUDIT WALES

The Chief Executive introduced a report on the findings of an Audit Wales report on housing rent income. This was a positive report which reflected on the work undertaken by the Council in supporting tenants and stabilising rent arrears during a period of unprecedented change.

The Revenues & Procurement Manager provided background to the review which had been commissioned by the Council due to the strategic risks arising from increasing rent arrears and changes to Universal Credit. The report by Audit Wales acknowledged the significant work undertaken across the Housing service to stabilise the position by March 2020 and sought to further improve existing arrangements through two minor recommendations on the collection of additional data and performance reporting. Changes introduced in managing complex cases were already proving effective in targeting support and preventing escalation. Further work was also being done to better understand the needs of tenants and to strengthen management information on write-off levels and analysis on former tenant arrears.

In response to a question from Councillor Paul Shotton, officers spoke about the approach to engaging with tenants at risk of falling into arrears and the collective responsibility of teams in Revenues and Housing to work with tenants to create sustainable tenancies.

In response to a question from Councillor Richard Lloyd, clarification was given on contractual arrangements with water companies.

The recommendation was moved and seconded by Councillors Richard Jones and Richard Lloyd.

RESOLVED:

That the proposals for improvement, as set out within the report, be adopted.

50. CAPITAL STRATEGY INCLUDING PRUDENTIAL INDICATORS 2022/23 - 2024/25

The Corporate Finance Manager presented the updated Capital Strategy prior to submission to Cabinet. The Strategy was an overarching document which brought together various strategies and policies, split into a number of sections incorporating details of the Council's Prudential Indicators for 2022/23 - 2024/25.

There were no significant changes to the Strategy since the previous year. A summary of the key Prudential Indicators included estimated planned capital expenditure, capital financing and the impact on Minimum Revenue Provision (MRP). The expected minor increase in the proportion of financing costs to net revenue stream would continue to be monitored.

Councillor Richard Jones was informed that the projected increase in MRP was mainly due to policy changes and new borrowing in the future Capital Programme. On long-term debt, the Treasury Management report submitted to the Governance & Audit Committee would be made available to all Members.

On commercial activities, the Chief Executive explained the approach to managing down the Council's agricultural portfolio and work to review industrial units to meet demand and legislative changes.

Councillor Paul Johnson reflected on some of the changes during the year and thanked officers for the report.

The recommendations were moved and seconded by Councillors Geoff Collett and Mared Eastwood.

RESOLVED:

- (a) That the Committee recommends the Capital Strategy to Cabinet; and
- (b) That the Committee recommends to Cabinet:-
 - The Prudential Indicators for 2022/23 - 2024/25 as detailed within Tables 1, and 4-7 of the Capital Strategy, and
 - Delegated authority for the Corporate Finance Manager to effect movements between the separately agreed limits within the authorised limit for external debt and the operational boundary for external debt (Table 6 of the Capital Strategy).

51. CAPITAL PROGRAMME 2022/23 - 2024/25

The Corporate Finance Manager presented a report on the proposed Capital Programme 2022/23 - 2024/25 which set out investment in assets for the long term to enable the delivery of high quality and value for money public services split between three sections: Statutory/Regulatory, Retained Assets and Investment.

A detailed presentation covered the following:

- Structure - Council Fund Capital Programme
- Current Programme 2021/22 - 2023/24
- Projected Funding 2022/23 - 2024/25

- Proposed allocations - Statutory/Regulatory, Retained Assets and Investment
- Summary generally funded Programme
- Specifically funded schemes
- Summary Capital Programme
- Potential future schemes
- Next steps

As requested by Councillor Paul Shotton, the Chief Executive and Chief Officer (Governance) shared information on proposed improvements to the Council's ICT systems and equipment.

Councillor Paul Johnson thanked Finance officers for the detailed report in recognition of the level of work involved.

Councillor Ian Roberts welcomed the investment in school buildings across Flintshire, some of which would be carbon neutral, and reinforced the Council's commitment to maintaining provision across a range of public services.

Councillor Richard Jones queried whether school buildings works such as upgrading ventilation systems, health and safety issues and gas safety fire inspections should be categorised as Statutory/Regulatory rather than Retained Assets. The Strategic Finance Manager agreed to review those items.

The recommendations, which were amended to reflect the debate, were moved and seconded by Councillors Richard Jones and Paul Shotton.

RESOLVED:

That the Committee:

- Supports the allocations and schemes in Table 3 (paragraph 1.09) for the Statutory/Regulatory and Retained Assets sections of the Council Fund Capital Programme 2022/23-2024/25; noting that officers will review potential changes between allocations in the Retained Assets and the Regulatory sections as requested;
- Supports the schemes included in Table 4 (paragraph 1.29) for the Investment section of the Council Fund Capital Programme 2022/23-2024/25;
- Notes that the shortfall in funding of schemes in 2022/23, 2023/24 and 2024/25 in Table 5 (paragraph 1.38) at this point in the approval process allows flexibility. Options including a combination of future capital receipts, alternative grants (if available), prudential borrowing or the re-phasing of schemes will be considered during 2022/23, and included in future Capital Programme reports;

- (d) Supports the schemes included in Table 6 (paragraph 1.44) for the specifically funded section of the Council Fund Capital Programme which will be funded in part through borrowing; and
- (e) That the Committee confirms that it has no comments for Cabinet to consider before the Capital Programme 2022/23-2024/25 report is considered by Council.

52. REVENUE BUDGET MONITORING 2021/22 (MONTH 6) AND CAPITAL PROGRAMME MONITORING 2021/22 (MONTH 6)

The Strategic Finance Managers presented reports on the revenue budget monitoring position for the Council Fund and Housing Revenue Account (HRA) at month 6, together with the month 6 position on the Capital Programme of 2021/22 prior to consideration by Cabinet.

Revenue Budget Monitoring

On the Council Fund, the projected year-end position - without new actions to reduce cost pressures and improve the yield on efficiencies - was an operating surplus of £0.227m (excluding the impact of the pay award to be met from reserves) which reflected a favourable movement of £0.045m from month 5. This would leave a year-end contingency reserve balance of £6.322m which included previously agreed allocations from earmarked reserves. An update on in-year risks included Council Tax collection levels, the Council Tax Reduction Scheme and the latest position on pay awards. Following the announcement by Welsh Government (WG) of additional Social Care and Health grant funding across Wales, the Council's increased allocation from £1.7m to £2.8m through the Social Care Recovery Fund would be reflected in future reports. Information was given on the claims process for emergency funding and officers were currently assessing the impact of changes to guidance on the Hardship Fund.

On the HRA, a projected overspend of £0.755m would leave a closing un-earmarked balance of £3.717m, which was above the recommended guidelines on spend.

Councillor Richard Jones acknowledged the amount of work done across the Council to improve the projected year-end position since month 4. On the overspend for Out of County Placements, he welcomed the contribution from the Social Care Recovery Fund and asked about other options to mitigate this continued risk. The Corporate Finance Manager said that the increased allocation of Social Care and Health grant funding would be assessed to identify best use.

The Chief Executive said that the Capital Programme sought to provide capacity within the County to help reduce Out of County Placement costs.

In respect of assessing the impact of changes to Hardship Fund criteria, officers were working with portfolios to identify mitigation measures where possible in advance of the Hardship Fund ceasing at year-end. The current main risk was supply cover for employees affected by Covid and this grant funding

would continue until the end of December when it would be reviewed. Any ineligible claims that could not be mitigated would need to be funded by the remainder of the amount set aside for Covid-19 emergency funding.

In response to a question from the Chairman, the Chief Officer (Governance) provided information on changes in the profile of Council Tax payments.

The recommendation was moved and seconded by Councillors Richard Jones and Arnold Woolley.

Capital Programme

The summary position at month 6 showed a revised budget of £74.962m taking into account agreed carry-forward amounts, changes during the period and savings transferred back in. Changes were mainly due to the introduction of grant funding and previously approved borrowing to match expenditure of schemes in-year. Capital expenditure compared to budget indicated a projected underspend of £0.939m on the Council Fund which would be recommended for carry forward to complete schemes in 2022/23. An update was given on the funding of additional schemes in the Programme and savings identified during the quarter. The overall funding position at month 6 indicated a revised projected surplus in the Capital Programme of £4.147m which was an increase from month 4.

The recommendation was moved and seconded by Councillors Haydn Bateman and Richard Jones.

RESOLVED:

- (a) That having considered the Revenue Budget Monitoring 2021/22 (Month 6) report, the Committee confirms that there are no specific matters to be raised with Cabinet; and
- (b) That having considered the Capital Programme Monitoring 2021/22 (Month 6) report, the Committee confirms that there are no specific matters to be raised with Cabinet.

53. MEMBERS OF THE PRESS IN ATTENDANCE

There were no members of the press in attendance.

(The meeting started at 10am and ended at 12.25pm)

.....
Chairman

Eitem ar gyfer y Rhaglen 4



CORPORATE RESOURCES OVERVIEW & SCRUTINY COMMITTEE

Date of Meeting	Thursday, 9 December 2021
Report Subject	Action Tracking
Report Author	Head of Democratic Services
Type of Report	Operational

EXECUTIVE SUMMARY

The report shows the action points from previous meetings of the Corporate Resources Overview & Scrutiny Committee and the progress made in completing them. The majority of the requested actions have been completed. Any outstanding will be reported back to the next monthly meeting.

RECOMMENDATIONS

1	That the committee notes the progress which has been made.
---	--

REPORT DETAILS

1.00	EXPLAINING THE ACTION TRACKING REPORT
1.01	In previous meetings, requests for information, reports or actions have been made. These have been summarised as action points. Following the meeting of the committee in July 2018, it was recognised that there was a need to formalise such reporting back, as 'Matters Arising' is not an item which can feature on an agenda.

1.02	<p>This paper summarises those points and where appropriate provides an update on the actions resulting from them.</p> <p>The Action Tracking details are attached in appendix A.</p>
------	---

2.00	RESOURCE IMPLICATIONS
2.01	The creation of the Action Tracking report increases work flow but should provide greater understanding and efficiency.

3.00	CONSULTATIONS REQUIRED / CARRIED OUT
3.01	In some cases, action owners have been contacted to provide an update on their actions.

4.00	RISK MANAGEMENT
4.01	Not applicable.

5.00	APPENDICES
5.01	Appendix A – CRO&SC Action Points

6.00	LIST OF ACCESSIBLE BACKGROUND DOCUMENTS
6.01	<p>Minutes of previous meetings of the committee as identified in the report.</p> <p>Contact Officer: Robert Robins, Head of Democratic Services Telephone: 01352 702320 E-mail: robert.robins@flintshire.gov.uk</p>

7.00	GLOSSARY OF TERMS
7.01	None.

Action Tracking Appendix for December 2021 CRO&SC

Tudalen 15

Meeting	Agenda item	Action Required	Action taken and timescale
14 th October 2021	5. Forward Work Programme	<p>That an update report on Joint funded packages be made to both CRO&SC and S&HC O&SC in December (both meetings are on 9th)</p> <p>The report to include(as requested by Cllr Richard Jones and supported by the committee at the July meeting</p> <ul style="list-style-type: none"> • an understanding of amounts lost each year from joint-funded packages compared with projections and • an understanding of the amount of money lost to the Council over a reasonable amount of time. 	<p>Response from BCUHB circulated at the November meeting</p> <p>Report to December meeting</p>
14 th October 2021	12. RBM 2021/22 M5	Details on Local government hardship funding to be provided in future budget monitoring reports.	In hand.
11 th November 2021	5. Action tracking	<p>A letter be sent to the Chief Executive of BCUHB, to be signed by the Chairs of Corporate Resources and Social & HealthCare O&SCs,</p> <p>(1) expressing appreciation of the response made at S&HC O&SC;</p> <p>(2) seeking information about the appeals process for disputed funded cases and</p> <p>(3) Concerns at the current debt level.</p>	Following consultation with the Chief Officer (Social Services) the Finance Manager and Principal Accountant (Social Services) are drafting this.

<p>11th November 2021</p>	<p>8. Capital Strategy , including Prudential Indicators 2022/23 – 2024- 25</p>	<p>Cllr R B Jones requested info on long-term debt. This is included in the Treasury Management report to Gov & Audit Ctte on 17/11/21 - a link to the published agenda has been shared with all Members.</p>	<p>Link re-attached, for completeness. https://committeemeetings.flintshire.gov.uk/documents/g5013/Public%20reports%20pack%2017th-Nov-2021%2010.00%20Governance%20and%20Audit%20Committee.pdf?T=10&LLL=0</p>

Eitem ar gyfer y Rhaglen 5



CORPORATE RESOURCES OVERVIEW & SCRUTINY COMMITTEE

Date of Meeting	Thursday, 9 December 2021
Report Subject	Forward Work Programme
Report Author	Head of Democratic Services
Type of Report	Operational

EXECUTIVE SUMMARY

Overview & Scrutiny presents a unique opportunity for Members to determine the Forward Work programme of the Committee of which they are Members. By reviewing and prioritising the Forward Work Programme Members are able to ensure it is Member-led and includes the right issues. A copy of the Forward Work Programme is attached at Appendix 1 for Members' consideration which has been updated following the last meeting.

The Committee is asked to consider, and amend where necessary, the Forward Work Programme for the Corporate Resources Overview & Scrutiny Committee.

RECOMMENDATION

1	That the Committee considers the draft Forward Work Programme and approve/amend as necessary.
2	That the Overview & Scrutiny Facilitators, in consultation with the Chair of the Committee be authorised to vary the Forward Work Programme between meetings, as the need arises.

REPORT DETAILS

1.00	EXPLAINING THE FORWARD WORK PROGRAMME
1.01	Items feed into a Committee's Forward Work Programme from a number of sources. Members can suggest topics for review by Overview & Scrutiny Committees, members of the public can suggest topics, items can be referred by the Cabinet for consultation purposes, or by County Council or Chief Officers. Other possible items are identified from the Cabinet Work Programme and the Improvement Plan.
1.02	<p>In identifying topics for future consideration, it is useful for a 'test of significance' to be applied. This can be achieved by asking a range of questions as follows:</p> <ol style="list-style-type: none">1. Will the review contribute to the Council's priorities and/or objectives?2. Is it an area of major change or risk?3. Are there issues of concern in performance?4. Is there new Government guidance of legislation?5. Is it prompted by the work carried out by Regulators/Internal Audit?6. Is the issue of public or Member concern?
2.00	RESOURCE IMPLICATIONS
2.01	None as a result of this report.
3.00	CONSULTATIONS REQUIRED / CARRIED OUT
3.01	Publication of this report constitutes consultation.
4.00	RISK MANAGEMENT
4.01	None as a result of this report.
5.00	APPENDICES
5.01	Appendix 1 – Draft Forward Work Programme
6.00	LIST OF ACCESSIBLE BACKGROUND DOCUMENTS
6.01	<p>None.</p> <p>Contact Officer: Robert Robins Head of Democratic Services</p> <p>Telephone: 01352 702320</p> <p>E-mail: robert.robins@flintshire.gov.uk</p>

7.00	GLOSSARY OF TERMS
7.01	Improvement Plan: the document which sets out the annual priorities of the Council. It is a requirement of the Local Government (Wales) Measure 2009 to set Improvement Objectives and publish an Improvement Plan.

Mae'r dudalen hon yn wag yn bwrpasol

Corporate Resources Overview & Scrutiny Committee Forward Work Programme 2021- 2022

DATE	ISSUE	O&S FOCUS / PURPOSE	REPORT(S) FROM
Thursday 13th January 2022 10.00	Budget 2022/23 consultation		
	Consultation on Part 1 of the Council Plan 2022/23	Consultation	Jay Davies
	North Wales Councils Regional Emergency Planning Service (NWCREPS)	Assurance	Helen Kilgannon
	Revenue Budget monitoring (Month 8)	Monitoring	Dave Ledsham
Thursday 10th February 10.00	Revenue Budget monitoring (Month 9) Capital Programme Monitoring (Third quarter)	Monitoring	Dave Ledsham
	Asset Strategy Review	Update	Lisa McLellan
	Public Service Ombudsman for Wales Annual Report for 202/21	To share the Public Services Ombudsman for Wales Annual Letter 2020-21 and Complaints made against Flintshire County Council Services in the first half of 2021-22 (April-September 2021)	Rebecca Jones
	Complaints	Monitoring	Rebecca Jones

Tudalen 21

Corporate Resources Overview & Scrutiny Committee Forward Work Programme 2021- 2022

	Legacy items for after the elections	Opportunity for the committee to consider items to commend to its post- election successor.	
--	--------------------------------------	---	--

To be added to the FWP as an annual item: Work of the Coroner.

Tudalen 22

Eitem ar gyfer y Rhaglen 6



Corporate Resources Overview and Scrutiny Committee

Date of Meeting	Thursday, 9 December 2021
Report Subject	Joint Funded Care Packages
Cabinet Member	Deputy Leader of the Council (Partnerships) and Cabinet Member for Social Services
Report Author	Chief Officer (Social Services) and Corporate Finance Manager
Type of Report	Operational

EXECUTIVE SUMMARY

Health and Social Care work closely together to provide appropriate care and support packages to meet the needs of individuals in the community. These packages are funded either by Social Services (with or without a client contribution depending on the outcome of a financial assessment) or jointly between the Health Board and ourselves, or solely by the Health Board if an individual's needs meet the criteria for full Continuing Health Care (CHC) funding.

The process of funding is complex and close working relationships with Health Board colleagues have been established over a number of years to enable constructive partnership working so as to agree the most appropriate care for an individual which is funded accordingly.

This report provides information on the level of contributions received and income budget targets over the last three years for joint funded care packages and how this aligns to the monthly budget management process.

RECOMMENDATIONS

1	To assure Members of the robust and proactive budget management approach the Council takes on joint funded care packages.
2	To confirm the amount of annual contributions from Continuing Health Care (CHC) contributions from Health Boards.

REPORT DETAILS

1.00	EXPLAINING THE FINANCIAL PROCESSES SUPPORTING JOINT FUNDEED CARE PACKAGES
1.01	NHS Continuing Health Care (CHC) is a package of care and support for people who have complex care issues which are primarily health based. The NHS in Wales is responsible for the delivery of CHC, although the Local Authority also has a role.
1.02	Welsh Government created an implementation framework for NHS Continuing Health Care in Wales which was published in 2014 and which is currently under review. The framework sets out the arrangements for CHC in Wales and how eligibility is determined. It stipulates that Local Health Boards have the lead responsibility for CHC in their local area. They must, however, work with local authorities, other NHS organisations and independent/voluntary sector partners to ensure effective operation of the Framework.
1.03	Under the Social Services and Well-being (Wales) Act 2014, Social Services will provide/fund social care for adults who are assessed as having care and support needs. The local authority cannot fund or provide care to undertake health tasks. If health tasks are required to be undertaken in the community to support an individual to live at home or in a care home, the local health board (Betsi Cadwaladr University Health Board [BCUHB]) is responsible, through CHC, for the funding of these services. Some peoples' needs are clearly identified as all social care, or all health and, as such, each agency will fund 100% of the package.
1.04	As everyone has individual needs, some people will have needs that are clearly identified as 100% social care and will be funded either wholly by the local authority or through a client contribution and local authority funding (dependent of the outcome of a financial assessment). Other individuals who live in the community have needs which are 100% health needs, and all of their package of care will be funded by the health board through CHC.
1.05	However, many people have a blend of some social care needs and some health needs and their care packages are jointly funded by the health board and the local authority with the proportion of funding determined by the eligibility laid down in the Welsh Government CHC Framework referred to above. There are around 5,000 people in Wales receiving CHC at any point in time and this accounts for around £360m of the annual Wales NHS budget.
1.06	The CHC process is well-established but has current challenges as follows: <ul style="list-style-type: none"> • As people become older, frailer, or their health deteriorates, their health needs increase. The social care package which used to meet their needs are now required to contain some health tasks. There is therefore a requirement on Social Services to gain engagement from the CHC team in

	<p>BCUHB to ensure that they contribute to the cost of care packages. This has been at times a challenge for Social Services.</p> <ul style="list-style-type: none"> • Flintshire and Wrexham have the highest number of CHC packages across North Wales. This is likely due to the population size and is an indicator that officers have acted promptly and diligently to pursue CHC claims where appropriate. • BCUHB employ a team of specialist CHC reviewers and have a management structure to solely undertake this work which affords them resource and capacity. Social Services staff however, undertake this role as part of their varied and demanding work. • During a recent Internal Audit review of CHC processes, it was identified that to assist with the reconciliation of claims (both 'agreed' and 'in-dispute'), as well as the close monitoring of disputed CHC claims, a business case be put forward to appoint a Continuing Health Care Co-ordinator to sit within the Financial Assessment and Charging Team of Social Services. The cost of this post would be met from the Investment in Organisational Change reserve.
1.07	<p>When working with Children's Health the CHC framework is less prescriptive than the current Adult framework. This can make it a challenge to secure consistent decisions on funding. For information, there are very few children who receive 100% CHC funding, and this can be attributed to how the system operates and is not directly linked to the complexity of need. Often when a child supported through CHC becomes an adult, the contribution from Adult Health BCUHB increases.</p>
1.08	<p>The challenge for a local authority is twofold. Firstly, it is to ensure that those individuals who meet the eligibility criteria for CHC receive wholly or jointly funded packages of support. BCUHB have informed partners that they pay the highest amount of CHC payments in Wales and that Flintshire receives the highest amount of CHC payments in the region.</p>
1.09	<p>Secondly, it is to ensure that all agreed package costs are paid in a timely manner, and the resolution and payment of disputed packages are likewise paid in a timely manner by BCUHB.</p> <p>In response to this challenge, Social Services have the following processes in place:</p> <ul style="list-style-type: none"> • The finance team meet regularly with BCUHB to ensure payments claimed for are accurate and outstanding debts paid. • Debt levels are monitored monthly and a report is produced by the Revenue Service for the Chief Officer. This report is discussed at the Social Services Directorate Management Team meeting and outstanding debt levels escalated with BCUHB Senior Managers • Any issues are further escalated through the Flintshire and BCUHB Strategic Partnership meetings held quarterly between the Chair, Chief Executive and Area Director of BCUHB and the Leader, Deputy Leader, Cabinet Member, Chief Executive and Chief Officer for the Council.
1.10	<p>CHC Contributions are built into the budget monitoring position for Social Services each month and the projected outturn is based on the anticipated level of contributions at that point in time. These cover the following service areas:-</p>

	<ul style="list-style-type: none"> • Disability Services attracting the largest proportion of funding of around 75% (includes Learning Disabilities and Physical Disability Sensory Impairment) • Out of County Placements (for residential placements for children with disabilities) • Children's Services (Children's Integrated Disability Services) • Transition to Adulthood • Mental Health • Older People <p>There have been instances when a projected contribution has been built into the outturn monitoring position as part of the monthly report brought to this committee, only for that contribution to have come under further review and be reduced, thus affecting the overall financial position and level of income recoverable in that financial year.</p> <p>At the point of inclusion within the monitoring report, any care package which is expected to receive a CHC contribution requires an estimate to be included and frequently at this stage the contribution has not yet been agreed, although full costs of care are being incurred.</p>						
1.11	<p>Not all CHC funding is invoiced to BCUHB so the totals shown in 1.12 below do include CHC invoiced to other health boards based on Out of County service users in England (i.e. Cheshire & Wirral Partnership NHS Foundation Trust and Trafford Healthcare NHS Trust).</p> <p>This normally accounts for 1-2% of total CHC income per annum.</p>						
1.12	<p>Total actual CHC Joint Funded Contributions 2018/19 to 2020/21:-</p> <table> <tr> <td>2018/19</td> <td>£3,328,943</td> </tr> <tr> <td>2019/20</td> <td>£3,225,255</td> </tr> <tr> <td>2020/21</td> <td>£3,628,115</td> </tr> </table>	2018/19	£3,328,943	2019/20	£3,225,255	2020/21	£3,628,115
2018/19	£3,328,943						
2019/20	£3,225,255						
2020/21	£3,628,115						
1.13	<p>The repayment of these contributions is managed through the debt recovery process and escalation followed up accordingly.</p>						
1.14	<p>The level of CHC Joint Funded Contributions has exceeded the Council's budgeted income in each of these financial years.</p> <p>The total income budget in each of the years across all services is as follows:-</p> <table> <tr> <td>2018/19</td> <td>£2,967,861</td> </tr> <tr> <td>2019/20</td> <td>£2,877,577</td> </tr> <tr> <td>2020/21</td> <td>£3,252,711</td> </tr> </table>	2018/19	£2,967,861	2019/20	£2,877,577	2020/21	£3,252,711
2018/19	£2,967,861						
2019/20	£2,877,577						
2020/21	£3,252,711						

2.00	RESOURCE IMPLICATIONS
2.01	As this report is the provision of financial information only, there are no resource implications.

3.00	IMPACT ASSESSMENT AND RISK MANAGEMENT
3.01	Debt levels are monitored monthly and an escalation route has been established.

4.00	CONSULTATIONS REQUIRED/CARRIED OUT
4.01	None required at this stage.

5.00	APPENDICES
5.01	None

6.00	LIST OF ACCESSIBLE BACKGROUND DOCUMENTS
6.01	Monthly Budget Monitoring Reports

7.00	CONTACT OFFICER DETAILS
7.01	<p>Contact Officer: Dave Ledsham – Strategic Finance Manager and Jane Davies – Senior Manager Safeguarding and Commissioning Telephone: 01352 704503 and 01352 702503 E-mail: dave.ledsham@flintshire.gov.uk and jane.m.davies@flintshire.gov.uk</p>

8.00	GLOSSARY OF TERMS
8.01	(1) Social Services and Wellbeing (Wales) Act 2014: The Social Services and Well-being (Wales) Act came into force on 6 April 2016. The Act provides the legal framework for improving the well-being of people who need care and support, and carers who need support, and for transforming social services in Wales.

Mae'r dudalen hon yn wag yn bwrpasol

Eitem ar gyfer y Rhaglen 7



CORPORATE RESOURCES OVERVIEW AND SCRUTINY COMMITTEE

Date of Meeting	Thursday 9th December, 2021
Report Subject	Medium Term Financial Strategy and Budget 2022/23
Cabinet Member	Cabinet Member for Finance, Social Value and Procurement
Report Author	Corporate Finance Manager and Chief Executive
Type of Report	Strategic

EXECUTIVE SUMMARY

The purpose of this report is to provide Members with an update of the additional budget requirement for 2022/23 in advance of receipt of the Welsh Local Government Provisional Settlement and the formal budget setting process.

RECOMMENDATIONS

1	That the Committee considers and comments on the Medium Term Financial Strategy and Budget 2022/23 report. Any specific matters for attention will be noted and reported back to the Cabinet when it considers the report.
---	--

REPORT DETAILS

1.00	EXPLAINING THE MEDIUM TERM FINANCIAL STRATEGY AND BUDGET POSITION 2022/23
1.01	The Medium Term Financial Strategy and Budget 2022/23 report will be presented to Cabinet on Tuesday 14 th December, 2021. A copy of the report is attached as Appendix A to this report.

2.00	RESOURCE IMPLICATIONS
2.01	As set out in Appendix A; Medium Term Financial Strategy and Budget 2022/23 report.

3.00	IMPACT ASSESSMENT AND RISK MANAGEMENT
3.01	As set out in Appendix A; Medium Term Financial Strategy and Budget 2022/23 report.

4.00	CONSULTATIONS REQUIRED / CARRIED OUT
4.01	As set out in Appendix A; Medium Term Financial Strategy and Budget 2022/23 report.

5.00	APPENDICES
5.01	Appendix A; Medium Term Financial Strategy and Budget 2022/23 report.

6.00	LIST OF ACCESSIBLE BACKGROUND DOCUMENTS
6.01	Medium Term Financial Strategy and Budget 2022/23 Report July 2021. Scrutiny Reports September/October 2021.

7.00	CONTACT OFFICER DETAILS
7.01	Contact Officer: Gary Ferguson Corporate Finance Manager Telephone: 01352 702271 E-mail: gary.ferguson@flintshire.gov.uk

8.00	GLOSSARY OF TERMS
8.01	As set out in Appendix A.



CABINET

Date of Meeting	Tuesday 14 December 2021
Report Subject	Medium Term Financial Strategy and Budget 2022/23
Cabinet Member	Cabinet Member for Finance, Social Value & Procurement
Report Author	Corporate Finance Manager and Chief Executive
Type of Report	Strategic

EXECUTIVE SUMMARY

This report updates the additional budget requirement for 2022/23 in advance of receipt of the Welsh Local Government Provisional Settlement and the formal budget setting process.

An additional budget requirement of £16.750m was reported to Cabinet and Corporate Resources Overview and Scrutiny Committee in July (Stage 1). All cost pressures were considered by relevant scrutiny committees in September and October and all were supported with no recommended changes – Cabinet received this feedback at the October meeting to conclude Stage 2 of the budget process. At this meeting Cabinet were also advised of an updated additional budget requirement of £18m due to various changes, the most significant of which being the increase in Employer National Insurance contributions from 1 April 2022.

Since then further work has been undertaken on pay and inflation assumptions and we have also received notification of the draft budget increase from North Wales Fire and Rescue Service. The impact of these and other adjustments to existing cost pressures has increased the additional budget requirement to £20.696m as detailed in Table 1 of the report. Changes to the additional budget requirement from Stage 1 in July are detailed in Table 2 for completeness.

The report also reminds members of the budget solutions strategy which is highly dependent on sufficient national funding for local government.

The report advises that the revised minimum additional budget requirement for 2022/23 of £20.696m equates to an uplift in Welsh Government Grant of a minimum of 7%.

This is also in line with other Councils across North Wales and a letter to Welsh Government has been sent by the six North Wales Council Leaders and Chief Executives in advance of the Provisional Settlement which is appended to this report.

The Settlement is due to be received on 21 December 2021.

RECOMMENDATIONS

1	To receive and note the revised additional budget requirement and changes to cost pressures.
2	To note the solutions strategy and the required increase in Aggregate External Finance funding prior to the receipt of the Provisional Settlement.

REPORT DETAILS

1.00	EXPLAINING THE MEDIUM TERM FINANCIAL STRATEGY AND BUDGET 2022/23
1.01	The Council reviews the Medium-Term Financial Strategy (MTFS) on an annual basis in advance of setting each annual budget. This report updates the additional budget requirement for 2022/23 in advance of receipt of the Welsh Local Government Provisional Settlement and the formal budget setting process.
1.02	An additional budget requirement of £16.750m was reported to Cabinet and Corporate Resources Overview and Scrutiny Committee in July (Stage 1). All cost pressures were considered by relevant scrutiny committees in September and October and all were supported with no recommended changes – Cabinet received this feedback at the October meeting to conclude Stage 2 of the budget process. At this meeting Cabinet were also advised of an updated additional budget requirement of £18m due to various changes, the most significant of which being the increase in Employer National Insurance contributions from 1 April 2022.
1.03	Since then further work has been undertaken on pay and inflation assumptions and we have also received notification of the draft budget increase from North Wales Fire and Rescue Service. The impact of these and other adjustments to existing cost pressures has increased the additional budget requirement to £20.696m as detailed in Table 1. Changes to the additional budget requirement from Stage 1 in July are detailed in Table 2 for completeness.

1.04	THE REVISED ADDITIONAL BUDGET REQUIREMENT																								
1.05	<u>Table 1: Revised Additional Budget Requirement</u>																								
	<table border="1"> <thead> <tr> <th rowspan="3">Summary of Pressures</th> <th>2022/23</th> </tr> <tr> <th>L</th> </tr> <tr> <th>£m</th> </tr> </thead> <tbody> <tr> <td>Prior Year Decisions / Approvals</td> <td>0.806</td> </tr> <tr> <td>Income Loss</td> <td>0.200</td> </tr> <tr> <td>Legislative / Unavoidable Indexation</td> <td>1.821</td> </tr> <tr> <td>National Resolution</td> <td>3.307</td> </tr> <tr> <td>National Funding Requirement (Pay)</td> <td>7.756</td> </tr> <tr> <td>Strategic Decisions</td> <td>5.699</td> </tr> <tr> <td>New Posts - Capacity</td> <td>0.864</td> </tr> <tr> <td>New Posts - Other (Under Review)</td> <td>0.243</td> </tr> <tr> <td>Total Pressures</td> <td>20.696</td> </tr> </tbody> </table>		Summary of Pressures	2022/23	L	£m	Prior Year Decisions / Approvals	0.806	Income Loss	0.200	Legislative / Unavoidable Indexation	1.821	National Resolution	3.307	National Funding Requirement (Pay)	7.756	Strategic Decisions	5.699	New Posts - Capacity	0.864	New Posts - Other (Under Review)	0.243	Total Pressures	20.696	
Summary of Pressures	2022/23																								
	L																								
	£m																								
Prior Year Decisions / Approvals	0.806																								
Income Loss	0.200																								
Legislative / Unavoidable Indexation	1.821																								
National Resolution	3.307																								
National Funding Requirement (Pay)	7.756																								
Strategic Decisions	5.699																								
New Posts - Capacity	0.864																								
New Posts - Other (Under Review)	0.243																								
Total Pressures	20.696																								
1.06	<u>Table 2: Changes from Previous Budget Estimate</u>																								
		£m	£m	Note																					
	Minimum budget requirement reported July		16.749																						
	Changes:																								
	Amendments on Pay																								
	21/22 Impact from 1.5% to 1.75%	0.291		1																					
	22/23 Impact (Revised increase to 2.5%)																								
	NJC (Non Schools)	0.776		2																					
	NJC (Schools)	0.441		2																					
	NI Increase	1.415		3																					
	Other Changes																								
	School Based Counsellor Pressure	(0.022)		4																					
	Specialist Education Pressure	(0.243)		5																					
	Increase pressure for Independent RPW	0.184		6																					
	Accelerated Capacity Report	0.132		7																					
	Schools Utility Inflation	0.250		8																					
	North Wales Fire and Rescue Levy	0.159		9																					
	Increase in Social Care Commissioning Pressure	0.746		10																					
	Increase Pressure for ALN	0.143		11																					
	Increase Pressure for PRU	0.022		12																					
	New Pressure for Pension Data Service	0.011		13																					
	Deferral of Pressures to 23/24																								
	HMO Licencing Scheme	(0.170)		14																					
	Senior Conservation Planner	(0.047)		14																					

	Carbon Reduction Officer	(0.058)	14
	Digital Connectivity Officer	(0.042)	14
	Basware	(0.041)	14
	Total		3.947
	Revised Minimum Budget Requirement		20.696
1.07	<u>Pay Inflation 2021/22 (Note 1)</u>		
	Pay negotiations for NJC staff have not yet been concluded, and the Trade Unions have balloted their Members on the latest offer from the Employers which is at 1.75%. This is an increase from the offer 1.5% which was previously included in the forecast and equates to an increase in cost of £0.291m.		
1.08	<u>Pay Inflation 2022/23 (Note 2)</u>		
	Following a review of assumptions on pay, based on the current pay offer for 2021/22 and previous announcements on public sector pay at a UK level the 2022/23 NJC Pay inflation has been increased to 2.5% which is an increase of £0.776m for Non Schools and an increase of £0.441m for Schools.		
1.09	<u>Increase in Employers National Insurance Contributions (Note 3)</u>		
	An increase in National Insurance contributions of 1.25% for both Employees and Employers was announced as part of the Autumn Budget and Spending Review which was presented by the Chancellor of the Exchequer on 27 October 2021. This increase is effective from April 2022 and will result in additional costs of £1.415m.		
1.10	<u>Removal of Education Pressures (Note 4 & 5)</u>		
	Further grant funding has meant that a cost pressure for a School based Counsellor has been able to be removed from the forecast.		
	A cost pressure for the revenue costs of a capital project undergoing a feasibility study has been removed due to the outcome of the study being concluded with no recommendation for progression at this time.		
1.11	<u>Independent Remuneration Panel for Wales (Note 6)</u>		
	The above panels draft Annual Report Consultation recommends an increase for all Councillors as well as for increases for Senior salaries. The overall increase is 17% and this has increased the budget pressure from £0.029m to £0.213m.		

1.12	<p><u>Accelerated Capacity Report (Note 7)</u></p> <p>A report on capacity within the Organisation was considered by Cabinet in October 2021 and a number of critical posts were approved for early recruitment due to specific service pressures. Some of these were included in the original forecast but additional posts for enforcement and flooding prevention were also recommended. The pressure reflects the impact of these and other minor changes to existing pressures.</p>
1.13	<p><u>Schools Utility Inflation (Note 8)</u></p> <p>Recent above inflationary increases of Electricity and Gas together with information from our energy suppliers have led to a review of Council utility budgets. Due to the lower utilisation of Council Offices the pressure for Council Buildings can be met from within the existing budgets but the contracts affecting schools will increase from 2022/23 which has led to an additional pressure of £0.250m.</p>
1.14	<p><u>North Wales Fire & Rescue Authority (NWFRA) (Note 9)</u></p> <p>The Council has now received details of the proposed increase in the NWFRA Levy for 2022/23 being an increase of 5.9% which equates to a total increase of £0.490m. This is an increase of £0.159m to the pressure previously included in the forecast.</p>
1.15	<p><u>Social Care Commissioning (Note 10)</u></p> <p>The impact of the increase in the national living wage from April 2022 and an increase in CPI has resulted in an increase of £0.746m to the cost pressure for Social Care Commissioning which brings the overall amount to £2.698m.</p>
1.16	<p><u>Increase in Education Pressures (Note 11 & 12)</u></p> <p>An increase of £0.022m in the cost pressure for the Pupil Referral Unit (PRU) has been included to reflect additional costs for caretaking and cleaning.</p> <p>An increase in the Additional Learning Needs (ALN) cost pressure for schools of £0.143m has been made to reflect increasing demand from the latest information available.</p>
1.17	<p><u>New Pressure for Pension Data Service Software (Note 13)</u></p> <p>This is a new cost pressure for the revenue costs of the Pension Data Service Software which is required to enable the Council to fulfil the regulatory requirements for Pensions services.</p>
1.18	<p><u>Deferral of Pressures to 23/24 (Note 14)</u></p> <p>A review of additional posts has identified some that can be deferred until 2023/24.</p>

	The requirement for the funding for Basware Software will not be required in 2022/23 though it is likely to be required from 23/24.
1.19	Remaining Risks
1.20	<p><u>Out of County Placements</u></p> <p>The position on Out of County Placements remains a risk with increasing numbers of placements in the current financial year which is expected to continue into 2022/23. This will be kept under review.</p>
1.21	<p><u>Social Care Commissioning</u></p> <p>The Social Care Sector is experiencing significant pressures due to the continuing impact of the pandemic together with higher inflationary costs for a number of areas including insurance and additional cleaning. The additional pressure included in this forecast takes into account the recent announcement regarding the National Living Wage but it is recognised that this pressure could increase further.</p>
1.22	<p><u>National Living Wage</u></p> <p>The Government has announced that the National Living Wage will rise to £9.50 per hour from April 2022. This is an increase of 6.6% on the current rate of £8.91 per hour. The impacts of this over and above the inflationary increases already included within the forecast are currently being worked through.</p>
1.23	<p><u>Hardship Fund</u></p> <p>The Council has received considerable financial support from the Welsh Government hardship fund over the last couple of years. This is due to cease in 2022 and the impact of this is currently being assessed.</p>
1.24	Strategic Funding Solutions
1.25	<p>As set out in previous updates, the solutions for balancing the budget are threefold:-</p> <ul style="list-style-type: none"> - Government Funding (Aggregate External Finance) - Local Taxation and Income - Service Efficiencies
1.26	<p><u>Update on Service Efficiencies</u></p> <p>In July we reported that a realistic minimum target of £2m was estimated as a contribution to the budget for 2022/23. Work has continued over the Summer with all services working to identify areas that can contribute to this target.</p> <p>To date a figure of £1.250m has been identified as a realistic and achievable efficiency figure and work is ongoing on a number of areas.</p>

1.27	<p><u>Council Tax</u></p> <p>The impact of different increases in Council Tax percentages for 2022/23 are set out below.</p> <p><u>Table 3 – Council Tax Increases</u></p> <table border="1" data-bbox="320 389 1401 622"> <thead> <tr> <th>Percentage Increase</th> <th>0%</th> <th>1%</th> <th>2%</th> <th>3%</th> <th>4%</th> <th>5%</th> </tr> <tr> <td></td> <td>£m</td> <td>£m</td> <td>£m</td> <td>£m</td> <td>£m</td> <td>£m</td> </tr> </thead> <tbody> <tr> <td>Council Tax</td> <td>0.234</td> <td>1.143</td> <td>2.053</td> <td>2.962</td> <td>3.871</td> <td>4.780</td> </tr> </tbody> </table> <p>The above figures include the agreed Council Tax base for 2022/23 and a collection rate of 98.5% but excludes the impact on the Council Tax Reduction Scheme (CTRS) which is included within the budget pressures.</p>	Percentage Increase	0%	1%	2%	3%	4%	5%		£m	£m	£m	£m	£m	£m	Council Tax	0.234	1.143	2.053	2.962	3.871	4.780
Percentage Increase	0%	1%	2%	3%	4%	5%																
	£m	£m	£m	£m	£m	£m																
Council Tax	0.234	1.143	2.053	2.962	3.871	4.780																
1.28	<p><u>Government Funding - Aggregate External Finance (AEF)</u></p> <p>The Welsh Local Government Association (WLGA) have prepared a report to the Finance Sub Group detailing the impact across Wales of current cost pressures and these total £324m which equates to an average increase in AEF across Wales of around 7%.</p> <p>This is consistent with our local position when taking into account the level of efficiencies identified and an annual uplift in council tax similar to recent years. This is also in line with other Councils across North Wales and a letter to Welsh Government has been sent by the six North Wales Council Leaders and Chief Executives in advance of the Provisional Settlement which is appended to this report.</p>																					
1.29	<p><u>Table 4 – Budget Timeline</u></p> <table border="1" data-bbox="320 1397 1388 1662"> <thead> <tr> <th>Date</th> <th>Event</th> </tr> </thead> <tbody> <tr> <td>13 December 2021</td> <td>Cabinet – Updated Additional Budget Requirement</td> </tr> <tr> <td>20 December 2021</td> <td>Welsh Government Draft Budget</td> </tr> <tr> <td>21 December 2021</td> <td>Provisional Local Government Settlement</td> </tr> <tr> <td>18 January 2022</td> <td>Cabinet – Budget Review</td> </tr> <tr> <td>15 February 2022</td> <td>Cabinet and Council – Budget Setting</td> </tr> </tbody> </table>	Date	Event	13 December 2021	Cabinet – Updated Additional Budget Requirement	20 December 2021	Welsh Government Draft Budget	21 December 2021	Provisional Local Government Settlement	18 January 2022	Cabinet – Budget Review	15 February 2022	Cabinet and Council – Budget Setting									
Date	Event																					
13 December 2021	Cabinet – Updated Additional Budget Requirement																					
20 December 2021	Welsh Government Draft Budget																					
21 December 2021	Provisional Local Government Settlement																					
18 January 2022	Cabinet – Budget Review																					
15 February 2022	Cabinet and Council – Budget Setting																					

2.00	RESOURCE IMPLICATIONS
2.01	<p>Revenue: the revenue implications for the 2022/23 budget are set out in the report.</p> <p>Capital: the borrowing needs for the capital programme are built into the revenue estimates for 2022/23.</p>

3.00	IMPACT ASSESSMENT AND RISK MANAGEMENT	
3.01	Ways of Working (Sustainable Development) Principles Impact	
Long-term	Negative – the absence of longer-term funding settlements from Welsh Government means that sustainable support for service delivery is challenging for the longer term. Sustainable funding from Welsh Government that provides additional funding for Indexation, Service demands and new legislation will provide a positive and sustainable position for the Council in the longer term.	
Prevention	As above	
Integration	Neutral Impact	
Collaboration	Services continue to explore opportunities for collaboration with other services and external partners to support positive impacts.	
Involvement	Communication with Members, residents and other stakeholders throughout the budget process.	
Well-Being Goals Impact		
Prosperous Wales	Longer term funding settlements from Welsh Government that provide additional funding for indexation, service demands and new legislation will aid sustainability and support a strong economy that encourage business investment in the region. The opposite will be true if settlements are inadequate.	
Resilient Wales	Continuation of services to support communities and social cohesion will have a positive impact. The opposite will be true if settlements are inadequate.	
Healthier Wales	An appropriate level of funding will ensure that communities are supported and will have a positive impact. The opposite will be true if settlements are inadequate.	
More equal Wales	A positive impact with greater parity of funding from Welsh Government for all Welsh Local Authorities. The opposite will be true if settlements are inadequate.	

	Cohesive Wales	Appropriate level of funding will support services working alongside partners. The opposite will be true if settlements are inadequate.
	Vibrant Wales	As Healthier and Cohesive Wales above
	Globally responsible Wales	Neutral impact.

4.00	CONSULTATIONS REQUIRED/CARRIED OUT
4.01	Consultation has taken place with Portfolio Management Teams and the Chief Officer Team, the Finance Team, Cabinet Members, Group Leaders and Members and Scrutiny Committees.

5.00	APPENDICES
5.01	Appendix 1 – Letter to the Minister

6.00	LIST OF ACCESSIBLE BACKGROUND DOCUMENTS
6.01	Cabinet Report 13 July 2021 Scrutiny Reports September/October 2021

7.00	CONTACT OFFICER DETAILS
7.01	Contact Officer: Gary Ferguson Corporate Finance Manager Telephone: 01352 702271 E-mail: gary.ferguson@flintshire.gov.uk

8.00	GLOSSARY OF TERMS
8.01	Medium Term Financial Strategy (MTFS): a written strategy which gives a forecast of the financial resources which will be available to a Council for a given period, and sets out plans for how best to deploy those resources to meet its priorities, duties and obligations. Revenue: a term used to describe the day to day costs of running Council services and income deriving from those services. It also includes charges for the repayment of debt, including interest, and may include direct financing of capital expenditure.

Capital: Expenditure on the acquisition of **non-current assets** or expenditure which extends the useful life of an existing asset.

Budget: a statement expressing the Council's policies and service levels in financial terms for a particular financial year. In its broadest sense it includes both the revenue budget and capital programme and any authorised amendments to them.

Revenue Support Grant: the annual amount of money the Council receives from Welsh Government to fund what it does alongside the Council Tax and other income the Council raises locally. Councils can decide how to use this grant across services although their freedom to allocate according to local choice can be limited by guidelines set by Government.

Specific Grants: An award of funding from a grant provider (e.g. Welsh Government) which must be used for a pre-defined purpose.

Welsh Local Government Association: the representative body for unitary councils, fire and rescue authorities and national parks authorities in Wales.

Financial Year: the period of 12 months commencing on 1 April.

Local Government Funding Formula: The system through which the annual funding needs of each council is assessed at a national level and under which each council's Aggregate External Finance (AEF) is set. The revenue support grant is distributed according to that formula.

Aggregate External Finance (AEF): The support for local revenue spending from the Welsh Government and is made up of formula grant including the revenue support grant and the distributable part of non-domestic rates.

Provisional Local Government Settlement: The Provisional Settlement is the draft budget for local government published by the Welsh Government for consultation. The Final Local Government Settlement is set following the consultation.

Funding Floor: a guaranteed level of funding for councils who come under the all-Wales average change in the annual Settlement. A floor has been a feature of the Settlement for many years.



Gan Gadeirydd Bwrdd Arweinyddiaeth
Rhanbarthol Gogledd Cymru,
Swyddfa'r Arweinydd Cadeirydd
Cyngor Bwrdeistref Siriol Wrecsam,
Neuadd y Dref,
Wrecsam,
LL11 1AY

From the Chair of the North Wales
Regional Leadership Board,
Office of the Leader
Wrexham County Borough Council
Guildhall,
Wrexham,
LL11 1AY

Ffôn/Telephone: 07775 885053
Email/Ebost: stephen.jones@wlga.gov.uk

Date: 17th November 2021

Rebecca Evans MS,
Minister for Finance and Local Government/
Email/Ebost: Correspondence.Rebecca.Evans@gov.wales
Welsh Government, 5th Floor, Ty Hywel, Cardiff Bay, Cardiff, CF10 3NQ

Dear Minister,

Local Government Settlement 2022/23

As a region, the six councils in North Wales have continued to work collectively to enhance the evidential case for the level of funding required to deliver balanced budgets that maintain service levels next financial year. Each council continues to develop and refine its medium-term financial plans in line with its own budget processes. As part of these processes, details have been shared to produce an updated collective position, with the aim of informing and supporting the Welsh Government in its considerations before finalising budgets for 2022/23.

When we wrote to you in September, we outlined that our regional analysis showed an annual uplift in AEF (Aggregate External Finance) of 6% was required across the six councils. However, we also reported that 6% was calculated before the impact of increases to employer National Insurance Contributions were accounted for and that we expected that to increase the AEF settlement required to 7%.

We have recently updated our position and can confirm that to avoid damaging cuts to local services, the minimum requirement is now an un-hypothecated increase of 7% but with further risks to be factored into the final position. These include:

- Continuing pressures in adult and child social care provision – including higher than planned fee increases to care providers
- Significant pay and energy price inflation
- Fire & Rescue levy likely to increase substantially above forecast levels





All six councils have relied upon the Welsh Government's Hardship Fund to support critical services and communities in the current financial year, including significant provision within social care and homelessness services. We believe the withdrawal of the Hardship Funding for those services currently supported will have a devastating 'cliff-edge' impact on communities as the need for the services supported through the Hardship Fund will not end on 31st March 2022. We would therefore request that the Hardship Fund continues next year or is added, transparently, as an additional pressure, to the AEF settlement to local government.

The Barnett Consequentials from the recent UK Budget & Spending Review provide a significant increase to the funds available to the Welsh Government over the next three years and so present a real opportunity to address the substantial pressures across social care and wider local government services. We hope that this opportunity is not lost.

Finally, we have, for several years, collectively sought a more stable platform upon which to build our financial strategies. We are hopeful that the multi-year nature of the recent UK Government Spending Review provides the opportunity to issue councils with a meaningful indication of future years' funding from Welsh Government.

Yours faithfully,

Councillor Mark Pritchard,
Chair, North Wales Regional Leadership
Board and Leader Wrexham County
Borough Council

Cynghorydd Linos Medi Huws,
Vice Chair, North Wales Regional
Leadership Board a Arweinydd, Cyngor
Sir Ynys Mon

Councillor Huw Evan OBE,
Leader, Denbighshire County Council

Cynghorydd Dyfrig Siencyn,
Arweinydd, Cyngor Gwynedd





Ian B. Roberts

Councillor Ian B. Roberts,
Leader, Flintshire County Council

Councillor Charlie McCoubrey,
Leader, Conwy County Borough
Council



CYNGOR SIR
YNYSS MÔN
ISLE OF ANGLESEY
COUNTY COUNCIL



CYNGOR
Sir Ddinbych
Denbighshire
COUNTY COUNCIL



Mae'r dudalen hon yn wag yn bwrpasol

Eitem ar gyfer y Rhaglen 8



CORPORATE RESOURCES OVERVIEW & SCRUTINY COMMITTEE

Date of Meeting	Thursday, 9 th December 2021
Report Subject	Council Plan 2021-22 Mid-Year Performance Reporting
Cabinet Member	Deputy Leader for Governance and Cabinet Member for Corporate Management and Assets
Report Author	Chief Executive
Type of Report	Strategic

EXECUTIVE SUMMARY

Flintshire County Council Reporting Measures 2020/21 were identified by portfolios and approved by Cabinet in September 2020.

The Committee has both areas of corporate performance within its terms of reference, and this report presents a summary of performance at the mid-year point for 2020/21 relevant to the Corporate Resources Overview & Scrutiny Committee. As the Overview & Scrutiny Committee with overall responsibility for performance, the complete outturn report for all portfolios is attached at Appendix 1.

This mid-year performance monitoring report for the 2021/22 Council Plan shows that 70% of activities are making good progress with 73% likely to achieve their planned outcomes. 53% of the performance indicators have met or exceeded their targets, 2% are being closely monitored and 20% are currently not meeting target. The remaining 25% account for measures which are new and are being monitored as a baseline year.

This report is an exception-based report and concentrates on under-performance against target.

RECOMMENDATIONS

1.	That the Committee consider the Mid-Year Performance Monitoring Report to monitor areas of under performance and request further information as appropriate.
2.	To be assured by explanations given for underperformance, which in the main are explained by the interruption of the pandemic.

REPORT DETAILS

1.00	EXPLAINING THE PERFORMANCE AT YEAR END 2020/2021
1.01	<p>The year-end performance monitoring reports provide explanation of the progress being made toward the agreed measures set out in the Flintshire County Council Reporting Measures 2020/21.</p> <p>These measures were approved by Cabinet after targets for 2020/21 were re-assessed for forecasted performance due to the disruptions caused during the response phase of the pandemic.</p>
1.02	<p>This report is an exception-based report and concentrates on under-performance against in-year targets.</p>
1.03	<p>Monitoring Activities</p> <p>Each of the sub-priorities under each theme within the Plan have high level activities which are monitored over time. 'Progress' shows action against scheduled activity and is categorised as:</p> <ul style="list-style-type: none"> • RED: Limited Progress – delay in scheduled activity and, not on track. • AMBER: Satisfactory Progress – some delay in scheduled activity, but broadly on track. • GREEN: Good Progress – activities completed on schedule and on track. <p>A RAG status is also given for the assessment of our current level of confidence in achieving the 'outcome(s)' in-year for each sub-priority. Outcome is categorised as:</p> <ul style="list-style-type: none"> • RED: Low – lower level of confidence in the achievement of the outcome(s) in-year. • AMBER: Medium – uncertain level of confidence in the achievement of the outcome(s) in-year. • GREEN: High – full confidence in the achievement of the outcome(s) in-year.
1.04	<p>In summary our overall progress against activities is:</p> <p>Progress RAG</p> <ul style="list-style-type: none"> • Making good (green) progress in 99 (70%) • Making satisfactory (amber) progress in 38 (27%) • Making limited (red) progress in 5 (3%) <p>Outcome RAG</p> <ul style="list-style-type: none"> • A high (green) level of confidence in the achievement of 104 (73%) outcomes. • A medium (amber) level of confidence in the achievement of 31 (22%)

	<p>outcomes.</p> <ul style="list-style-type: none"> • A low (red) level of confidence in the achievement of 7 (5%) outcomes.
.1.03	<p>Monitoring our Performance</p> <p>Analysis of performance against the performance indicators is undertaken using the RAG status. This is defined as:</p> <ul style="list-style-type: none"> • RED - under-performance against target. • AMBER - where improvement may have been made but performance has missed the target. • GREEN - positive performance against target.
1.04	<p>Analysis of current levels of performance against target shows the following:</p> <ul style="list-style-type: none"> • 27 (53%) have achieved a green RAG status • 1 (2%) have an amber RAG status • 10 (20%) have a red RAG status • 13 (25%) have no target set
1.05	<p>The performance indicator (PIs) which shows a red RAG status for current performance against target relevant to the Corporate Resources Overview & Scrutiny Committee are:-</p> <p>People can access information digitally to retain their digital skills</p> <p>Online services are designed to be simple and easy to use. There is a wide range of online services for people to access on the Council's website to save them time contacting us in person, or by telephone. A variety of online services mean people can report, apply and pay for Council services at a time and place that is convenient to them, as well as providing opportunities to use their digital skills. There is a general upwards trend in the number of transactions. Last year however during the pandemic there was an unusually high spike in the number as people applied for assistance/relief on line. During the first half of 2021 there were 28,842 online transactions compared to 32,561 throughout the whole of the previous year. This year we have processed the same volume of NDR grant applications (2,530 in 2020) and Free School Meal Payments (2,762 in 2020) as we did in the same period last year during the peak of the pandemic.</p>

2.00	RESOURCE IMPLICATIONS
2.01	There are no specific resource implications for this report.

3.00 IMPACT ASSESSMENT AND RISK MANAGEMENT

3.01 Ways of Working (Sustainable Development) Principles Impact

Long-term	Throughout all of the Mid-Year Monitoring Report there are demonstrable actions and activities which relate to all of the Sustainable Development Principles. Specific case studies will be included in the Annual Performance Report for 2021/22.
Prevention	
Integration	
Collaboration	
Involvement	

Well-being Goals Impact

Prosperous Wales	Throughout the Mid-Year Monitoring Report there is evidence of alignment with the Well-being Goals. Specific strategic and policy reports include impact and risk assessments.
Resilient Wales	
Healthier Wales	
More equal Wales	
Cohesive Wales	
Vibrant Wales	
Globally responsible Wales	

Council’s Well-being Objectives

The Council undertook a review of its Well-being Objectives during the development of the 2021/22 Council Plan. The updated set of Well-being Objectives are a more focused set of six. The Well-being Objectives identified have associated themes for which they resonate. See the full list below.

Theme	Well-being Objective
Poverty	Protecting people from poverty by supporting them to meet their basic needs
Affordable and Accessible Housing	Housing in Flintshire meeting the needs of our residents and supporting safer communities
Green Society and Environment	Limiting the impact of the Council’s services on the natural environment and supporting the wider communities of Flintshire to reduce their own carbon footprint
Economy	Enabling a sustainable economic recovery
Personal and Community Well-being	Supporting people in need to live as well as they can
Education and Skills	Enabling and Supporting Learning Communities

4.00	CONSULTATIONS REQUIRED / CARRIED OUT
4.01	The Reporting Measures are monitored by the respective Overview and Scrutiny Committees according to the priority area of interest.
4.02	Chief Officers have contributed towards reporting of relevant information.

5.00	APPENDICES
5.01	Appendix 1: Council Plan 2021/22 Performance Report – Mid-Year.

6.00	LIST OF ACCESSIBLE BACKGROUND DOCUMENTS
6.01	Council Plan 2021/22.

7.00	CONTACT OFFICER DETAILS
7.01	Contact Officer: Neal Cockerton, Chief Executive Telephone: 01352 702101 E-mail: chief.executive@flintshire.gov.uk


8.00	GLOSSARY OF TERMS
8.01	<p>Council Plan: the document which sets out the annual priorities of the Council. It is a requirement of the Local Government (Wales) Measure 2009 to set Improvement Objectives and publish a Council Plan.</p> <p>Action – Each sub-priority have high level activities attached to them to help achieve the outcomes of the sub-priority.</p> <p>Progress RAG – Shows if the action at this point in time is making limited progress (Red), satisfactory progress (Amber) or good progress (Green).</p> <p>Outcome RAG – Shows the level of confidence in achieving the outcomes for each action.</p> <p>YTD Actual – The data for the year so far including previous quarters.</p> <p>YTD Target – The target for the year so far including the targets of previous quarters.</p>

Mae'r dudalen hon yn wag yn bwrpasol



Council Plan Mid-Year Report 2021/22

Tudalen 51



Contents

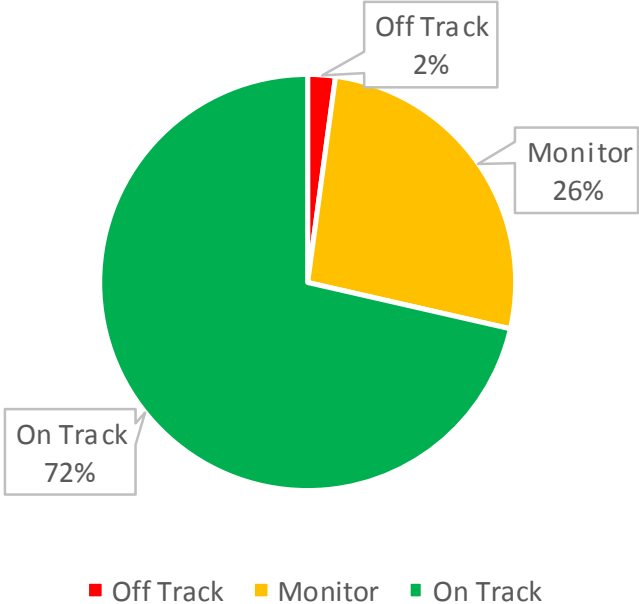
Analysis	3
Poverty	5
Poverty Overall Performance.....	6
Affordable and Accessible Housing.....	32
Affordable and Accessible Housing Overall Performance	33
Green Society and Environment	62
Green Society and Environment Overall Performance.....	63
Economy.....	79
Economy Overall Performance	80
Personal and Community Wellbeing.....	101
Personal and Community Wellbeing Overall Performance	102
Education and Skills	123
Education and Skills Overall Performance	124

Table of Contents
Page 2 of 137

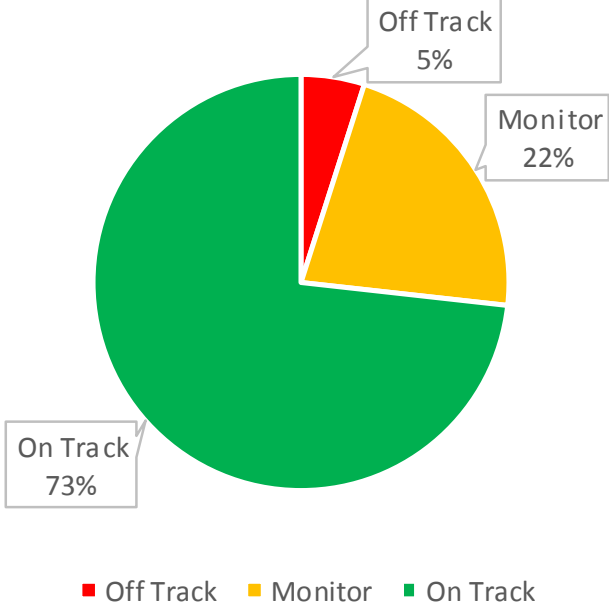
Analysis

Tudalen 53

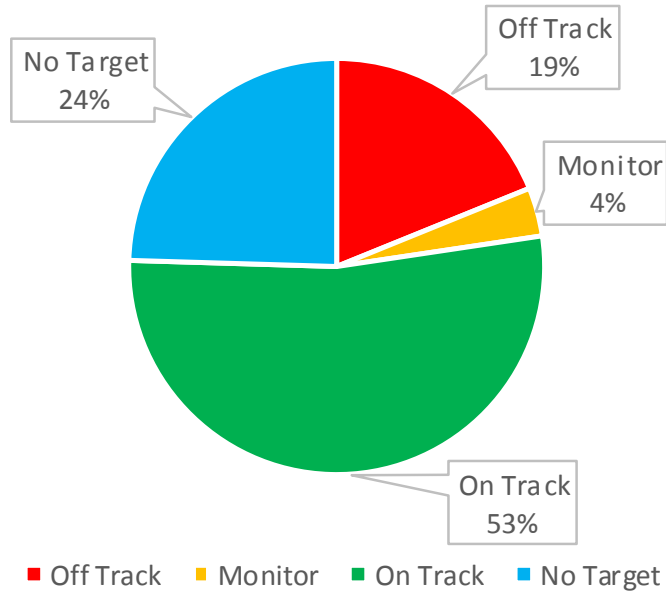
Council Plan Action RAG Status



Council Plan Outcome RAG Status



Council Plan Performance Measures



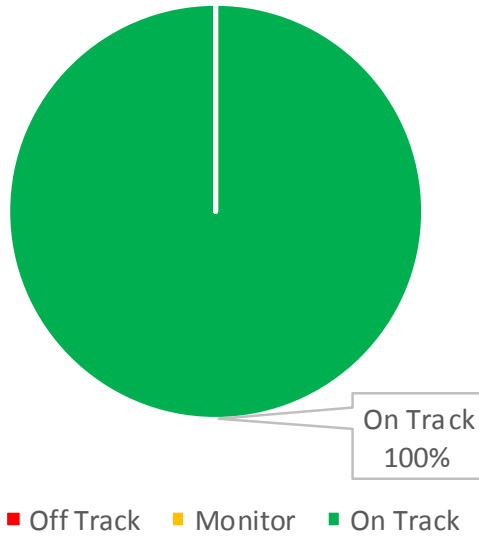
Measures Off Track

Area	Title	
Child Poverty	Number of libraries open	▲
Child Poverty	Percentage of secondary school offering the free breakfast to those eligible year 7 pupils	▲
Digital Poverty	People can access information digitally to retain their digital skills	▲
Private Rented Sector	Number of inspections of HMOs	▲
Social Housing	Number of Council Homes under construction	▲
Circular Economy	Percentage of waste reused, recycled or composted	▲
Reducing Worklessness	Number of individuals entering employment, learning or volunteering	▲
Reducing Worklessness	Number of individuals entering employment, learning or volunteering	▲
Transport and Digital Infrastructure	Number of bus quality partnerships on the core network	▲
Transport and Digital Infrastructure	Number of schemes delivered through the Welsh Government Active Travel Fund	▲

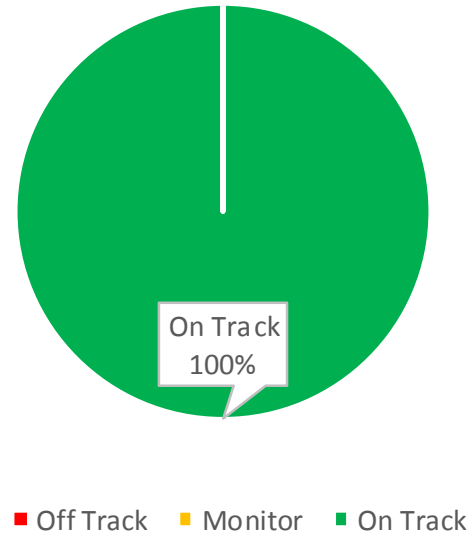
Poverty

Poverty Overall Performance

Poverty Action RAG Status

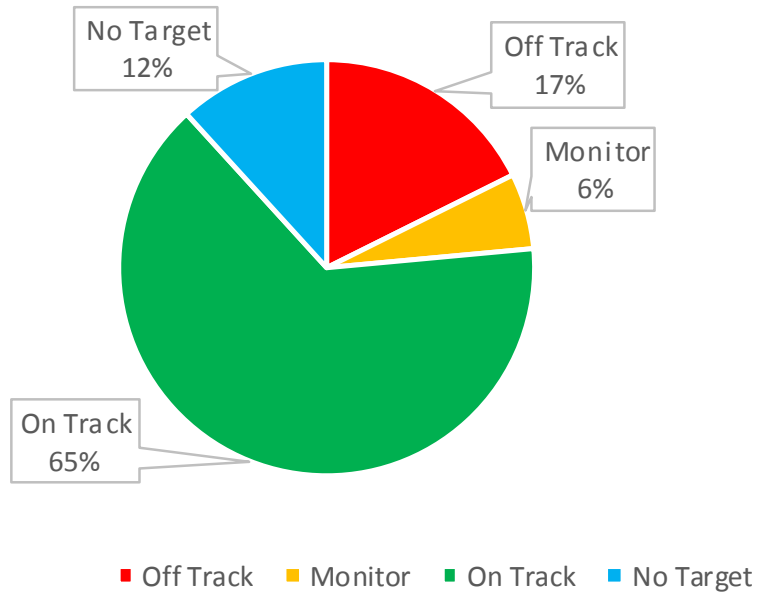


Poverty Outcome RAG Status



Tudalen 56

Poverty Performance Measures



Measures Off Track

Area	Title
Child Poverty	Number of libraries open
Child Poverty	Percentage of secondary school offering the free breakfast to those eligible year 7 pupils
Digital Poverty	People can access information digitally to retain their digital skills

Income Poverty Actions

Action	Percentage Complete	RAG	Outcome RAG	Comment
Continuing to offer our community hub (Contact Centres) approach giving access to a range of programmes, services and agencies together in one place	50%	★	★	Flintshire County Council, along with partners opened the Covid Support Hub in July 2021 in the Rivertown Church, Shotton. The hub has been created for a six-month pilot initially using funding from Welsh Government. The objective is to bring agencies and organisations together in one place to help support communities as we move forward into recovery from the pandemic. The Hub is open to all residents of Flintshire every Monday, Wednesday, and Friday. Residents are able to call in to pick up free lateral flow tests as well as receive support from a number of agencies and organisations, on hand to offer advice and support on areas such as mental health, finance, household fuel, food, digital, and employment. We are hoping for the hub to continue past December 2021 but this is funding dependent. We want the hub to grow so we can continually enhance the support offered as well as holding events such as cookery classes and wellness sessions.
Ensuring that take-up to benefit entitlements is maximised in a timely way by processing claims efficiently	50%	★	★	We are currently meeting performance targets for processing times.
Maximising take up of the Discretionary Housing Payments scheme and other financial support	60%	★	★	Discretionary Housing Payments (DHP) applications continue to increase due to raising the awareness of DHP and working with other support organisations internally and externally to assist households. Welsh Government has encouraged Local Authorities to promote the use of DHP to help with rent arrears in this financial year.
Maximising the number of people signposted for support to facilitate longer term behavioural change	50%	★	★	Referrals to agencies to help households with ongoing advice and support forms part of the Discretionary Housing Payments (DHP) application process and this is provided even if a DHP is unsuccessful. With the increase in energy bills likely and the removal of Universal Credit (UC) uplift, it is anticipated that these figures will increase.

Income Poverty Measures

Measures Off Track

Area	Title
Income Poverty	There are no measures off track for this section

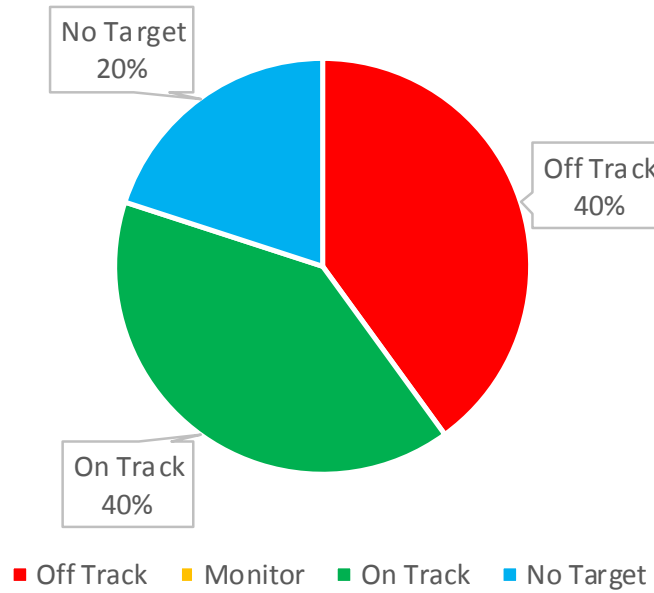
There are no reportable measures for this period

Child Poverty Actions

Action	Percentage Complete	RAG	Outcome RAG	Comment
Encouraging take-up of the free school breakfast for year 7 pupils eligible for free school meals	90%	★	★	Nine out of eleven high schools are taking part in this initiative. The fruit is available for all pupils, there is no eligibility criteria. The fruit is available around the school, form rooms, and after PE lessons as a mid-morning snack to help alleviate breakfast hunger.
Ensuring children have access to staffed open-access playwork projects in local communities	50%	★	★	Following the delivery of Easter play projects and summer play-schemes. We have met our target for community play settings.
Ensuring children have access to well-maintained outdoor play areas which offer a varied and rich play environment	80%	★	★	All actions that were identified in the annual Play Sufficiency Plan 2021/2022 have been met. We are still undertaking an evaluation of the capital spend.
Increasing usage of online resources for children and young people	30%	★	★	Spaces are now being utilised by community partners as restrictions are lifted/relaxed.
Maintaining the network of seven libraries in partnership with Aura	50%	★	★	Deeside Library reopening in October 2021 to achieve target.
Making the processes for claiming free school meals as simple and straightforward as possible to increase the percentage of take-up against entitlement	0%	★	★	The process is online and straightforward, meaning the customer can easily apply for Free School Meals.
Maximising the take-up of the school uniform grant	73%	★	★	Uniform Grant Funding from Welsh Government is £403,275 for July 2021 - June 2022. Expenditure at September 2021 is £294,075. This equates to 73% of the allocated funding spent so far.

Child Poverty Measures

Child Poverty Performance Measures



Measures Off Track

Area	Title	
Child Poverty	Number of libraries open	▲
Child Poverty	Percentage of secondary school offering the free breakfast to those eligible year 7 pupils	▲

Tudalen 61

Child Poverty

Number of libraries open



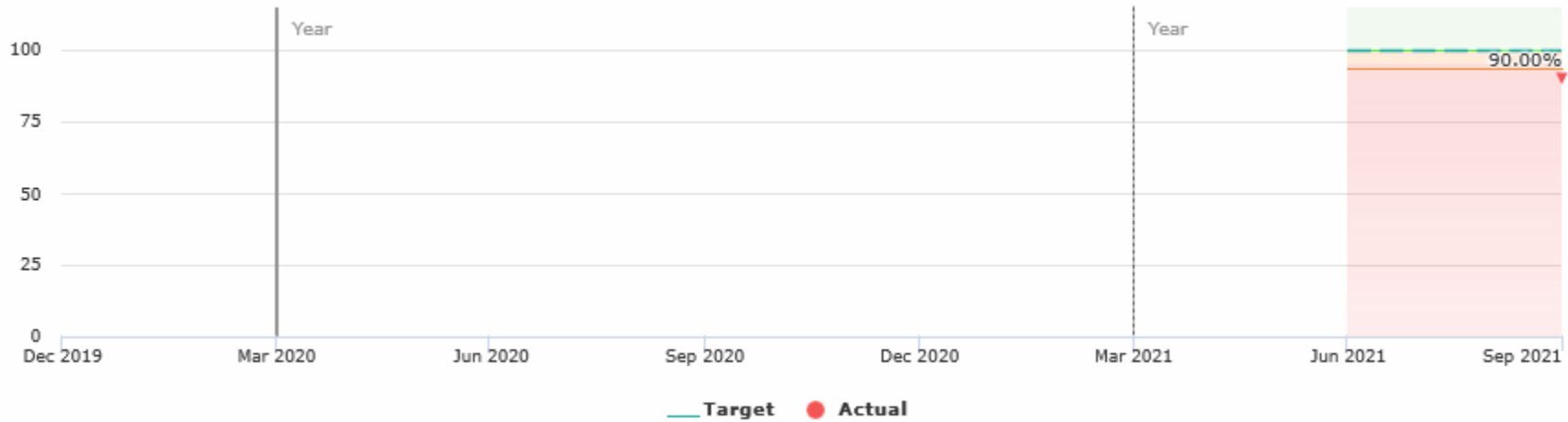
Tudalen 62

Actual (YTD)	Target (YTD)	Last Year	Current RAG Rating
6.00	7.00		▲

Comment
Deeside will be Library reopening in October 2021 to give us all seven libraries open.

Child Poverty

Percentage of secondary school offering the free breakfast to those eligible year 7 pupils

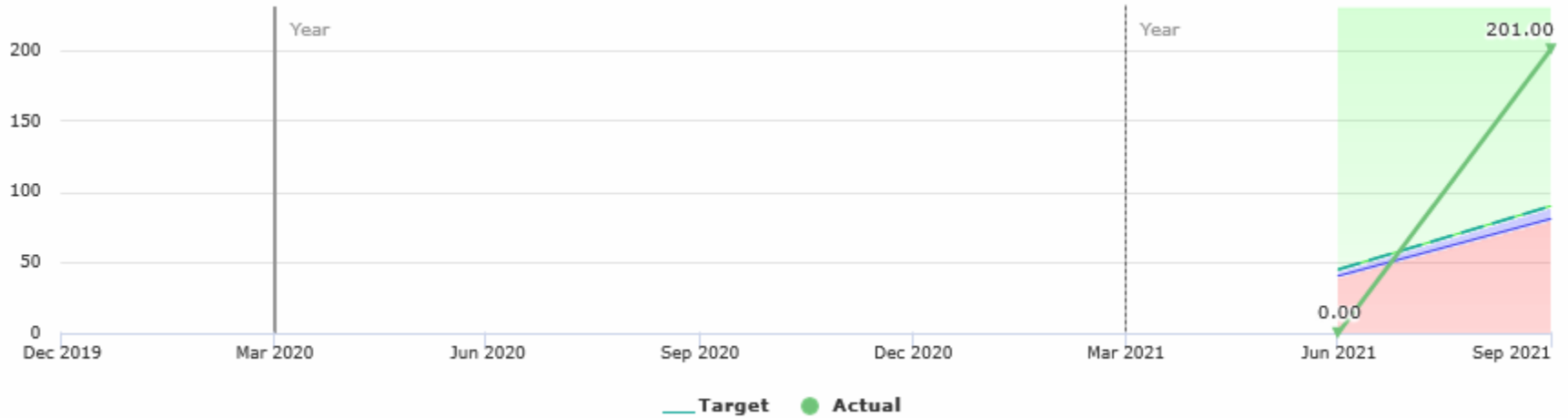


	Actual (YTD)	Target (YTD)	Last Year	Current RAG Rating
Tudalen 03	90.00%	100%		▲

Comment
 The free fruit for high school initiative commenced in September 2021 for a three-month period to help alleviate breakfast hunger. The initiative is for all high school pupils there is no eligibility criteria. The fruit has been received positively by all schools, both pupils and staff are enjoying the fruit.

Child Poverty

Total number of children pre-registered for community and school play sessions/support



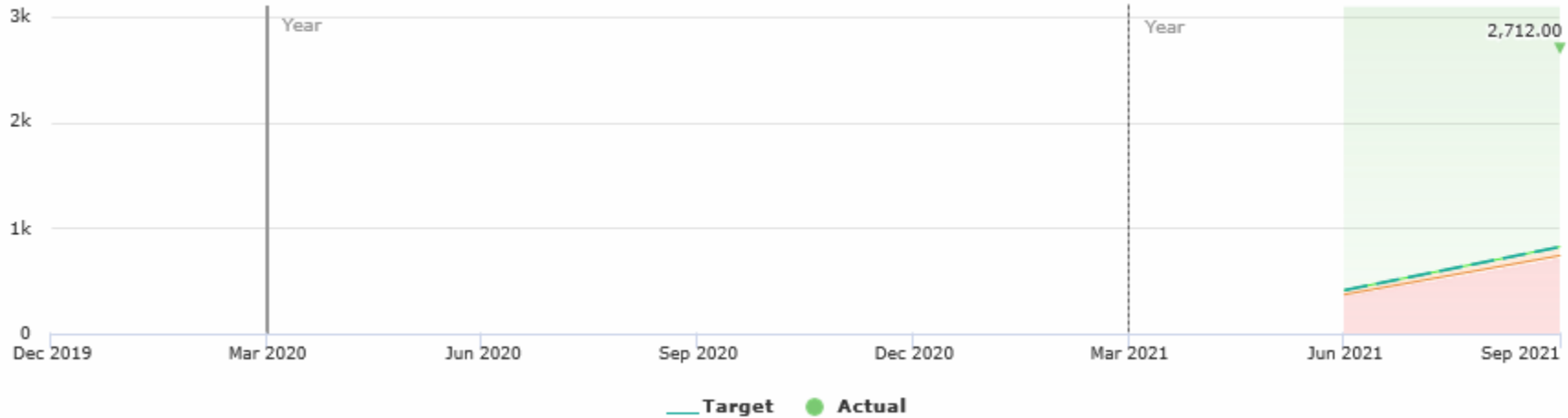
Tudalen 64

Actual (YTD)	Target (YTD)	Last Year	Current RAG Rating
201.00	90.00		★

Comment
201 children were preregistered for our community play projects at Connah's Quay Central, the Holway and Riverside Gypsy Traveller Projects. The impact of this funding is evidenced in our reports to Welsh Government in tackling child poverty via play opportunities in key areas. This has allowed us to progress towards happier healthier children and recovery for families following lockdowns.

Child Poverty

Total number of children pre-registered for Summer Play Scheme



	Actual (YTD)	Target (YTD)	Last Year	Current RAG Rating
Tudalen	2,712.00	1,238.00		★

Comment				
CS	<p>For 2021, families preregistered for summer playscheme via the online system. The popularity of the playscheme programme delivered locally at 55 sites was evident. There was a great need for the service with measurable outcomes for families. This was evident in families recording that their children were happier and healthier. Families also recorded that the playscheme provision had helped with their mental health and wellbeing. The system was developed in 2020 for both Safeguarding and Covid Control on site. A digital divide still is evident with 400+ of these registrations presented pre scheme in hard copy format. Covid-19 Control on site. A digital divide still is evident with 400+ of these registrations presented pre scheme in hard copy format.</p>			

Child Poverty

Usage statistics of online resources for children and young people



Tudalen 66

Actual (YTD)	Target (YTD)	Last Year	Current RAG Rating

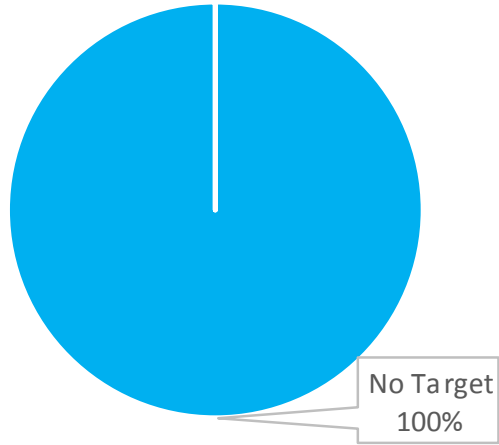
Comment
Statistics currently unavailable from supplier, issue due to be resolved November 2021.

Food Poverty

Action	Percentage Complete	RAG	Outcome RAG	Comment
The development and delivery of a "Hospital to Home" meals service	10%	★	★	"Hospital to Home" is a food delivery service which will provide a food parcel containing enough ready meals for four days along with fresh provisions. This is for patients that have been discharged from hospital returning home where they are possibly unable to purchase food themselves. This parcel provides fresh healthy meals to enable patients health and wellbeing and independence to aid recovery at home which is a chargeable service. The importance to this working well is working in collaboration with local hospitals, to date Mold and Deeside Community hospitals are on board.
The development of a "Well Fed at Home service"	65%	★	★	Following the shielding food delivery programme during lockdown 2020, implementation of a well-fed at home which involves the delivery of a parcel of fresh ingredients to promote eat well, cook easy for families to cook from scratch at home. Working in partnership with Well-fed to promote and increase the uptake of this service available to all. Intelligence of the requirement of this service promoted from the shielding food delivery programme which assists with food insecurities and enabling health and wellbeing.
The introduction of a transported and delivered food service "Mobile Meals" to those who are vulnerable	65%	★	★	Following the shielding food delivery programme well-fed at home "meals on wheels" was launched November 2020. This provides fresh food to our residents to improve health and wellbeing. Deliveries have taken place over the six months on a weekly basis, we are continuing to promote this service across Flintshire with increasing uptake. This is expected to increase largely towards the next six months.

Food Poverty Measures

Food Poverty Performance Measures



■ Off Track ■ Monitor ■ On Track ■ No Target

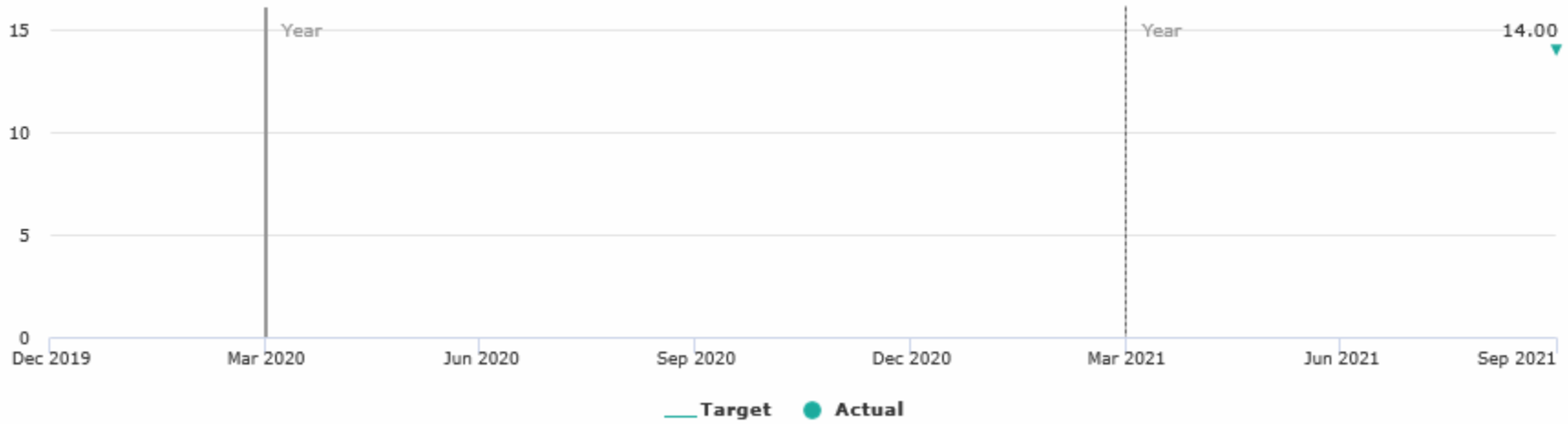
Measures Off Track

Area	Title
Food Poverty	There are no measures off track for this section

Tudalen 68

Food Poverty

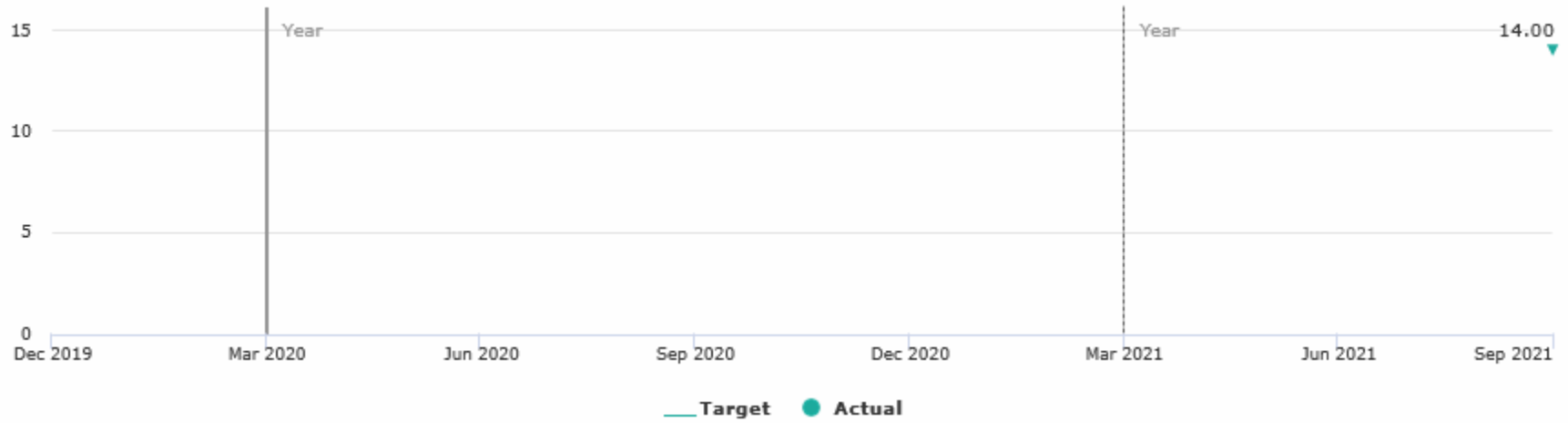
Number of residents supported by the "Hospital to Home" meals service



	Actual (YTD)	Target (YTD)	Last Year	Current RAG Rating
Tudalen 69	14.00			n/a
Comment				
We are currently in discussions with two local hospitals in Flintshire and will be starting this service November 2021.				

Food Poverty

Numbers of residents enrolled in the "Mobile Meals" service



Tudalen 70

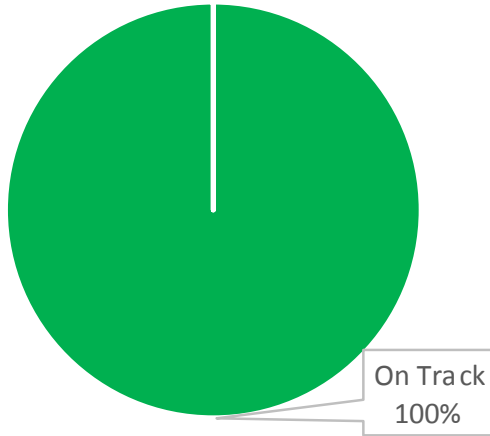
Actual (YTD)	Target (YTD)	Last Year	Current RAG Rating
14.00			n/a
Comment			
We have created the meals on wheels service, referral process and payment system, carrying out a deliveries every Tuesday.			

Fuel Poverty

Action	Percentage Complete	RAG	Outcome RAG	Comment
Reducing the risk of fuel poverty for residents by increasing the energy efficiency of homes	70%	★	★	Delivered 835 measures against a target of 600. The measure is made up of various component parts delivered by the Domestic Energy Efficiency Project team. Included within the statistic are work carried out on private and public housing stock for renewable heating, gas central heating, loft and cavity insulation and solar photo voltaic installations.
Supporting and referring vulnerable households to reduce fuel poverty and improve health and wellbeing	53%	★	★	Current performance 105 households supported of a target of 200. This is a new measure and consists of work carried out on private and public housing stock for pre and post installation work carried out on various property types and potential measures.

Fuel Poverty Measures

Fuel Poverty Performance Measures



■ Off Track ■ Monitor ■ On Track ■ No Target

Tudalen 72

Measures Off Track

Area	Title
Fuel Poverty	There are no measures off track for this section

Fuel Poverty

Total number of households receiving energy efficiency support



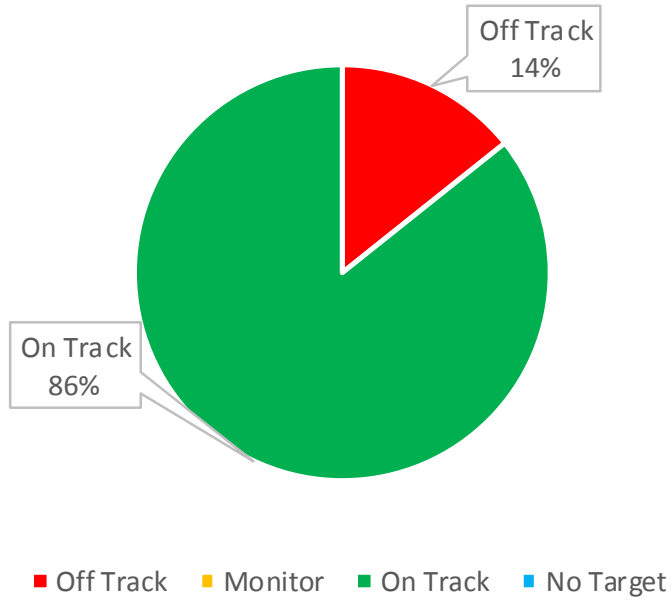
Tudalen Co	Actual (YTD)	Target (YTD)	Last Year	Current RAG Rating
	835.00	600.00		★
Comment				
Delivered 835 measures against a target of 600. The measure is made up of various component parts delivered by the Domestic Energy Efficiency Project team. Included within the statistic are work carried out on private and public housing stock for renewable heating, gas central heating, loft and cavity insulation and solar photo voltaic installations.				

Digital Poverty

Action	Percentage Complete	RAG	Outcome RAG	Comment
Increasing access to information online to support people to retain their digital skills	50%	★	★	Online services are designed to be simple and easy to use. There is a wide range of online services for people to access on the Council's website to save them time contacting us in person, or by telephone. A variety of online services mean people can report, apply and pay for Council services at a time and place that is convenient to them, as well as providing opportunities to use their digital skills. During the first half of 2021 there were 30,247 transactions
Increasing loans of devices through the Aura Digital Access Scheme	50%	★	★	77 devices are available for loan as of September 2021. Of these, we currently have five devices currently on loan.
Increasing take-up of digital learning opportunities supported by Aura	50%	★	★	Learn my Way courses are currently being offered in three libraries. A rolling programme to reintroduce sessions at all libraries is being rolled out as eased restrictions allow for face to face sessions to take place.
Promote the range of digital training and skill development provided by Coleg Cambria	50%	★	★	The Digital Flintshire Hub launched in August 2021. The Hub can be accessed on Flintshire County Council's website and promotes a range of free digital training and skill development opportunities in partnership with local organisations, including Coleg Cambria.
Promoting initiatives to help people to use digital technology	50%	★	★	The Digital Flintshire Hub promotes a range of initiatives to help people to use digital technology now and in the future. Initiatives include resources to keep people safe online, training, health and wellbeing resources, digital events and activities. The Hub also provides information about the Council's ambitious plans contained in the Digital Strategy. Since its launch in August 2021, over 1,800 page views have been accessed.
Providing access to council services on the internet in a responsive way (information can be accessed using different devices)	50%	★	★	Online services provided by Flintshire County Council are designed to be responsive. This means digital services can be accessed on any device chosen by the customer. Online services are also designed to be compliant with the Web Content Accessibility Guidelines which means access to services to all people, regardless of disability type or severity of impairment. The Council has 124 online services that people can use to report issues and apply for services.
Providing free of charge public access to the internet at Connects Centres and Aura library services	50%	★	★	Flintshire Connects Centres and Aura library services provide free of charge public access to the internet through the use of PCs and tablets during normal office opening hours. There was a temporary restriction on access at the start of 2021 in response to the global pandemic. Employees at all sites are now available to support and advise customers who need support to navigate the internet and access digital services.
Supporting people to use appropriate digital technology through the Digital Champions Scheme	50%	★	★	The Digital Flintshire Hub provides free digital learning to get people online and develop their digital skills. A range of learning materials is available on the Hub including signposting to partner organisations providing a Digital Champion Scheme. Learning & Development in partnership with Welsh Government Digital Communities Wales are developing the workforce through planned training that will provide employees with tools and techniques to help our

Digital Poverty Measures

Digital Poverty Performance Measures



Measures Off Track

Area	Title
Child Poverty	People can access their information digitally to retain their digital skills ▲

Tudalen 75

Digital Poverty

Number of devices available for loan



Tudalen 76

Actual (YTD)	Target (YTD)	Last Year	Current RAG Rating
77.00	77.00		★

Comment
52 new devices purchased to date in 2021, taking the total number of devices available to 77.

Digital Poverty

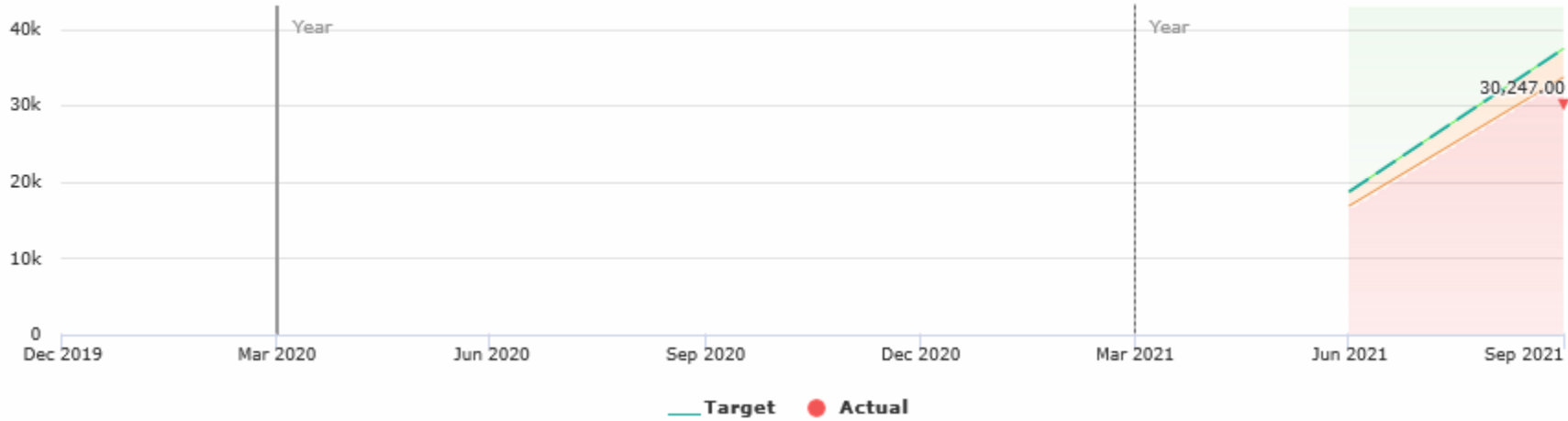


	Actual (YTD)	Target (YTD)	Last Year	Current RAG Rating
Tudalen 77	5.00	5.00		★

Comment				
Digital Loan Scheme rolled out in September and we are on track to increase registrations with a new county-wide promotional campaign.				

Digital Poverty

People can access information digitally to retain their digital skills



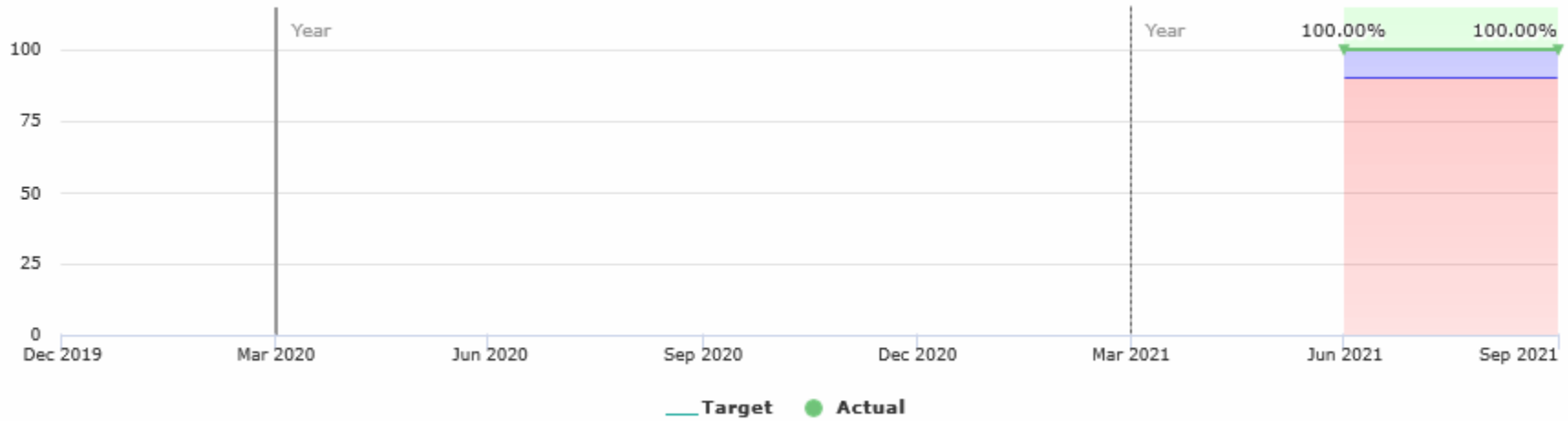
Tudalen 78

Actual (YTD)	Target (YTD)	Last Year	Current RAG Rating
30,247.00	56,250.00		▲

Comment
Online services are designed to be simple and easy to use. There is a wide range of online services for people to access on the Council's website to save them time contacting us in person, or by telephone. A variety of online services mean people can report, apply and pay for Council services at a time and place that is convenient to them, as well as providing opportunities to use their digital skills. During the first half of 2021, there were 30,247 online transactions and while good, this number is below what we anticipated as there were no Welsh Government business grants which inflated figures in 2020.

Digital Poverty

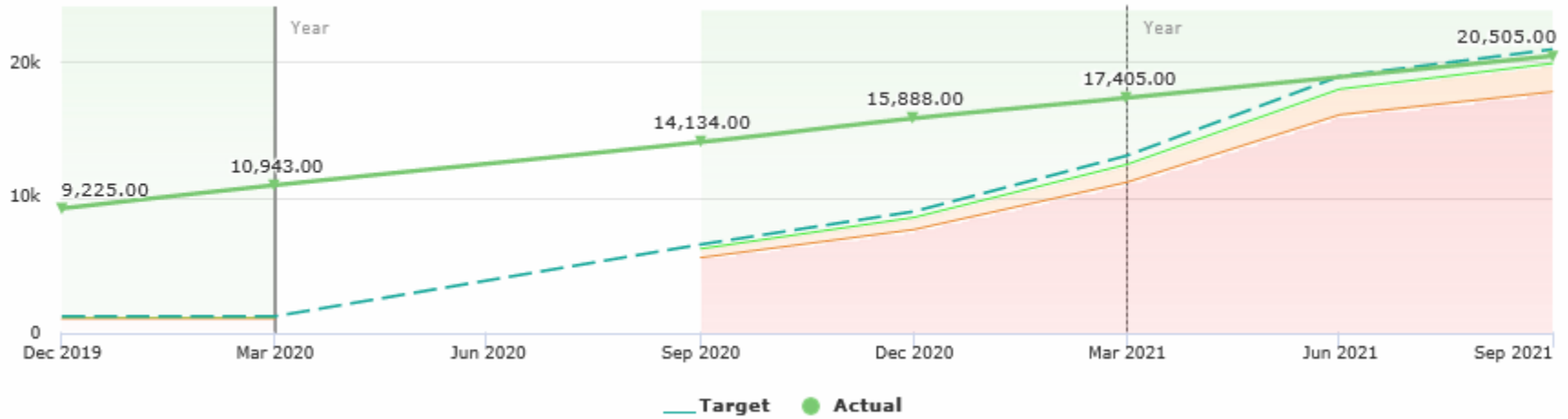
Percentage of libraries providing free of charge internet access



Tudalen 79	Actual (YTD)	Target (YTD)	Last Year	Current RAG Rating
		100.00%	100.00%	
Comment				
All Aura libraries provide free internet access.				

Digital Poverty

The number of people subscribed to My Account



Tudalen 80

Actual (YTD)	Target (YTD)	Last Year	Current RAG Rating
20,505.00	21,000.00	14,134.00	★

Comment
 20,500 people have subscribed to My Account on the Council's website. Work has been progressing to further enhance My Account by integrating Revenues & Benefits accounts to extend the range of services available through My Account. The anticipated launch of this additional service is November 2021.

Digital Poverty

Total loans of devices

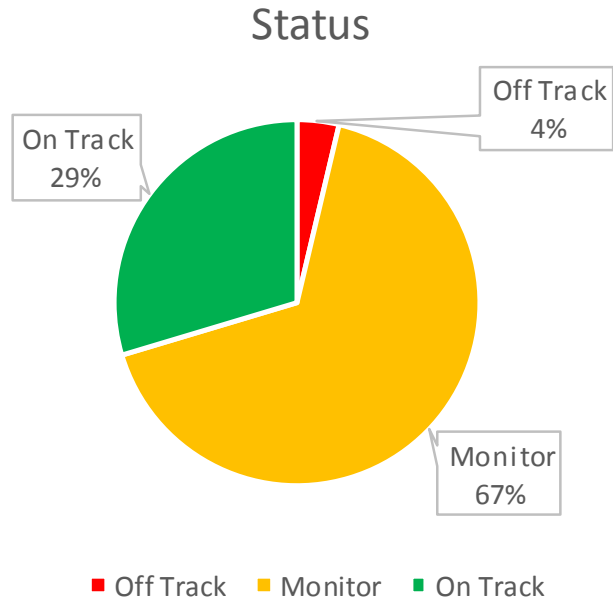


Tudalen SA	Actual (YTD)	Target (YTD)	Last Year	Current RAG Rating
	5.00	5.00		★
Comment				
The promotional campaign is due to be launched during November 2021. More community events and activities are now taking place due to restrictions being lifted. Aura is in a better position to promote the scheme and sign up participants.				

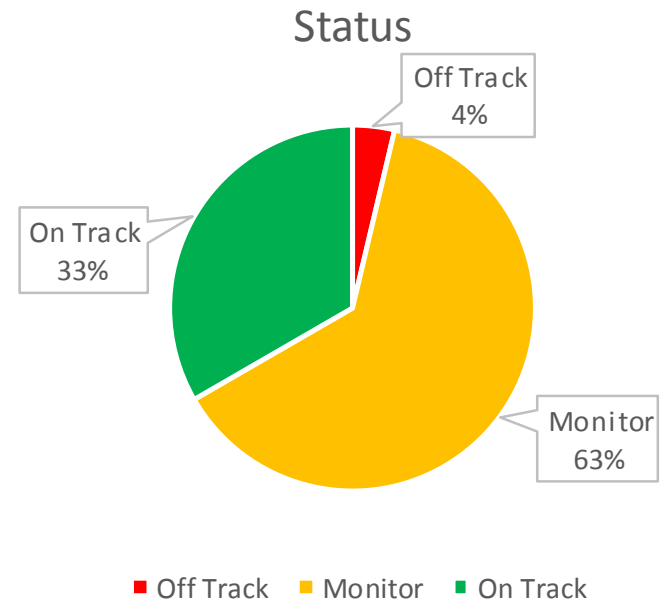
Affordable and Accessible Housing

Affordable and Accessible Housing Overall Performance

Affordable and Accessible Housing Action RAG



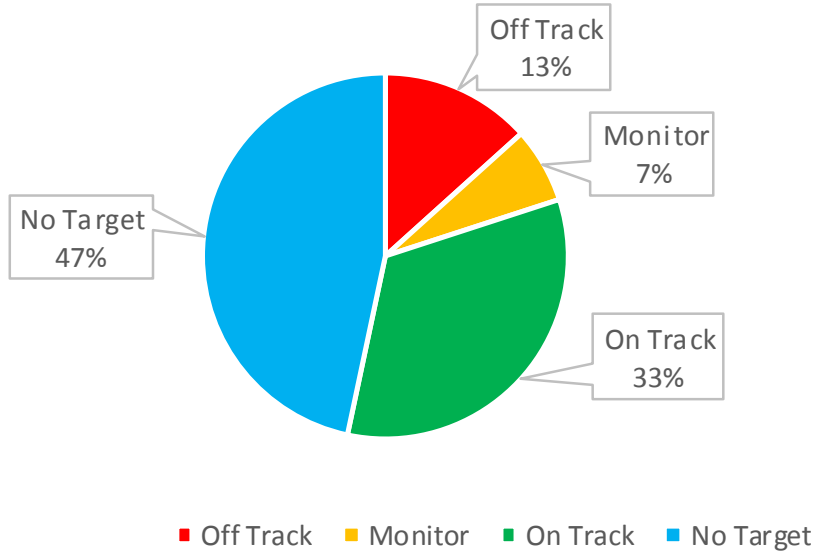
Affordable and Accessible Housing Outcome RAG



Tudalen 83

Affordable and Accessible Housing Performance

Measures



Measures Off Track

Area	Title
Private Rented Sector	Number of inspections of HMOs ▲
Social Housing	Number of Council Homes under construction ▲

Tudalen 84

Homeless Support and Homeless Prevention Actions

Action	Percentage Complete	RAG	Outcome RAG	Comment
Commissioning a wide range of housing related support that meets the needs of the people of Flintshire	50%	●	●	Work has progressed with sustaining Phase two activities from previous years Covid Grant relating to housing support and homeless prevention services. Additional services commissioned utilising the additional Housing Support Grant. Challenges relating to capacity to commission services this year. This is compounded by labour market shortages and workforce development issues meaning limited take up on some new roles for new services. Housing Support Programme Strategy is underway and currently mapping our need for additional services to maximise grant funding for 2022-2023 onwards.
Developing and extending our Housing First and Rapid Rehousing approaches for those who do experience homelessness	30%	●	★	Housing First Officers (x2) now in post and project funded through Housing Support Grant in collaboration with Conwy and Denbighshire Pathfinder. Rapid Rehousing approaches are underway and 50% nominations for social housing for the homeless cohort approved as a temporary variation to Common Allocations Policy. We are awaiting further guidance from Welsh Government in relation to the development of Rapid Rehousing Transition Plans. The deadline for Transitions Plan is June 2022.
Ensuring a multi-agency partnership approach to homeless prevention and develop a culture where homelessness is everyone's business"	30%	★	★	Homelessness is not exclusively an issue for homeless departments. A multi-agency response and early intervention to avoid escalation of housing needs and risks of homelessness is critical to helping people sustain their housing, live healthy and positive lives and avoid homelessness. Excellent joint working across services has developed following the response to the pandemic. This will be further built upon through the development of the Housing Support Programme Strategy which is due to go live 1st April 2022. Engagement with stakeholders is underway to inform this Strategy along with a needs mapping exercise. Partner's involvement and feedback on service delivery will be captured through consultation and commitments will be secured through the adoption of the Strategy and a local action plan.
Ensuring when homelessness does occur it is rare, brief and non- recurring	50%	●	●	Successful delivery of the Phase Two Plan linked to the immediate homeless Covid response. A range of prevention activities are in place and built upon through additional Housing Support Grant. Due to the pandemic, we have high numbers of people in emergency and temporary accommodation and limited numbers move on due to housing market being expensive and limited turnover of social housing. This is not unique to Flintshire and we are working regionally and nationally in line with Welsh Governments expectations for transformation of homelessness service.
Exploring opportunities to develop a young person's homeless hub offering accommodation and support services	10%	●	●	Site visits undertaken at Denbigh's Hwb which is a young persons supported housing site with community facilities. This model is seen as good practice and will be considered in regards to its application and delivery within Flintshire. Discussions progressing between Social Care and Housing, through the Accommodation and Support Group.
Promoting housing support and homeless prevention services with our residents and	30%	●	●	Housing Support pages on website have been revised and updated. New literature to promote housing support services is also available and shared with partners, and communities through social media. Training sessions to develop awareness of services

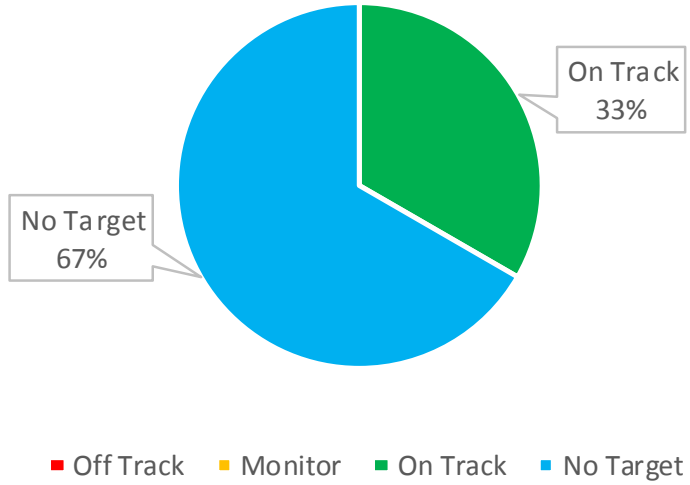
partners				and pathway for support and housing have been scheduled. Work to progress web content and customer charter for homeless prevention will begin in quarter three.
----------	--	--	--	---

Homeless Support and Homeless Prevention Actions

Action	Percentage Complete	RAG	Outcome RAG	Comment
Remodelling the "emergency beds" Homeless Hub accommodation offer and service delivery	25%	●	●	The Homeless Hub in Queensferry now operates 24 hours a day throughout the year, offering 23 emergency bed spaces for single people who are homeless. Each bed space offers self-contained accommodation. A range of multi-agency services are delivered from the Homeless Hub to support people to address any personal issues they may have to support them with exiting homelessness. Exploration of alternative sites for the Homeless Hub is underway and the development of a purpose built Homeless Hub is referenced in the Flintshire Housing Prospectus.

Homeless Support and Homeless Prevention Measures

Homeless Support and Homeless Prevention Performance Measures



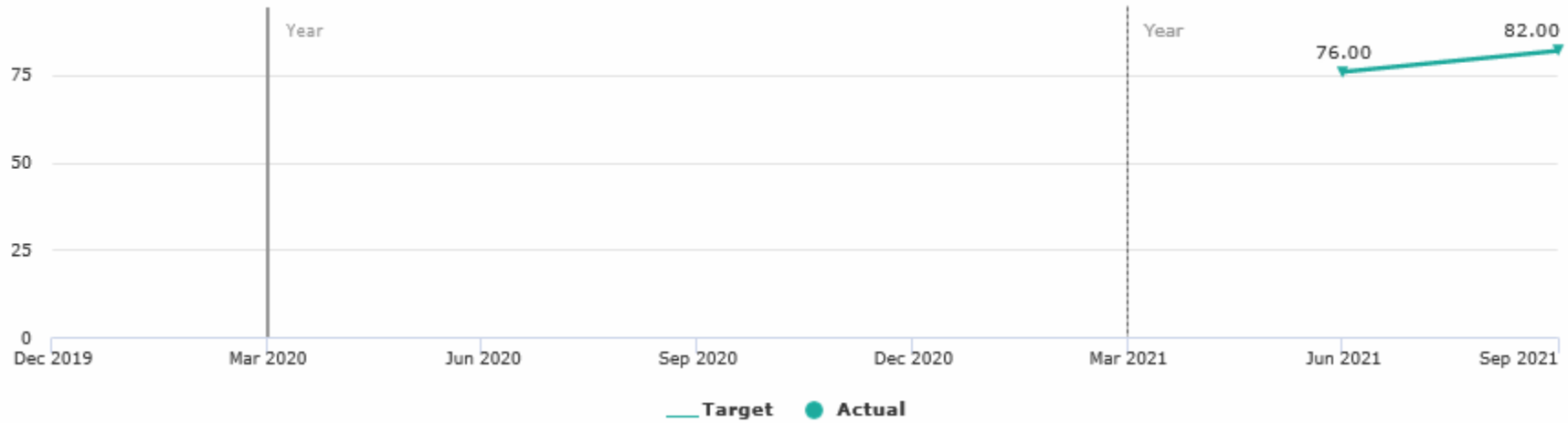
Tudalen 87

Measures Off Track

Area	Title
Homeless Support and Homeless Prevention	There are no measures off track for this section

Homeless Support and Homeless Prevention

Average length of stay for those households in interim homeless accommodation



Tudalen 88

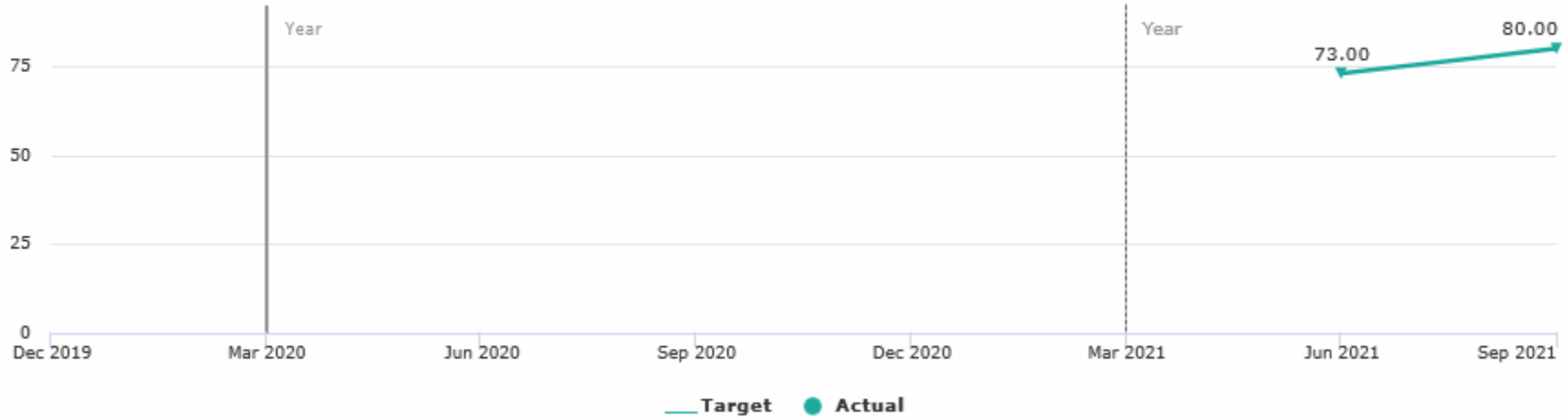
Actual (YTD)	Target (YTD)	Last Year	Current RAG Rating
82.00			n/a

Comment

The length of stay within 'interim housing' is likely to increase due to the high numbers of people and households in emergency and temporary housing. These high numbers are due to homelessness and limited supply of social housing and an increasingly unaffordable private rented sector. Some people and households will be in "interim housing" for a very short period of time. Some will be for prolonged period due to the limited options for them to move into safe settled accommodation that allows people to exit homelessness.

Homeless Support and Homeless Prevention

Number of households accommodated by the Council under Housing Wales act 2014 homeless duties



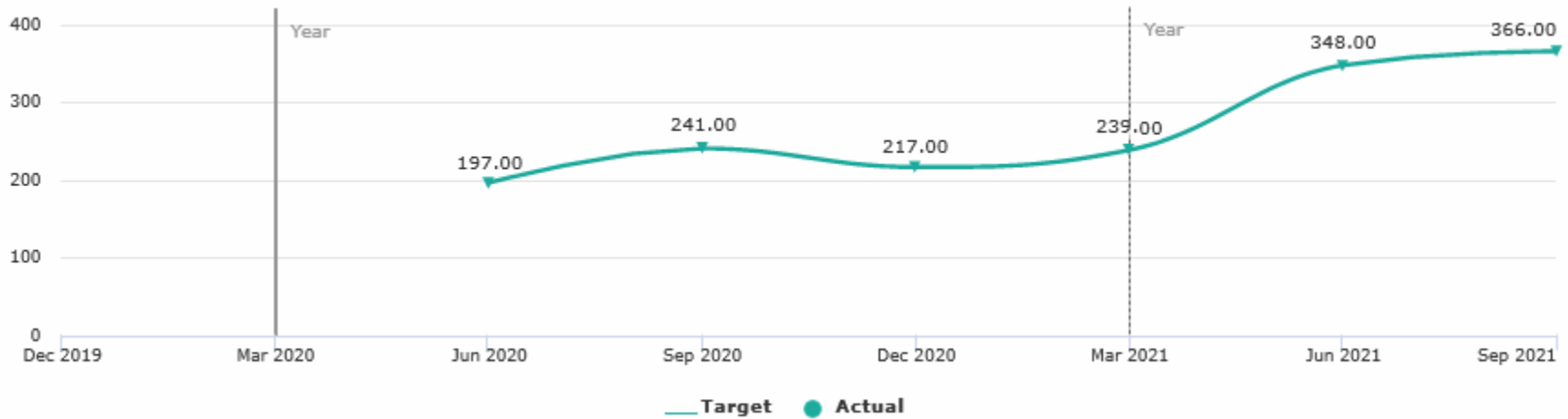
	Actual (YTD)	Target (YTD)	Last Year	Current RAG Rating
Tudalen 89	80.00			n/a

Comment

The numbers of households accommodated under homelessness duties have increased throughout the pandemic. This is a direct result of the continued "everyone in" directive from Welsh Government that sees anyone facing homelessness offered accommodation by the Council. The prolonged nature of the pandemic and significant barriers to people moving on to alternative settled housing will see this number continue to grow. Limited supply of social housing and an expensive private rented sector presents significant barriers to people successfully exiting homelessness.

Homeless Support and Homeless Prevention

Number of presentations to the homeless service



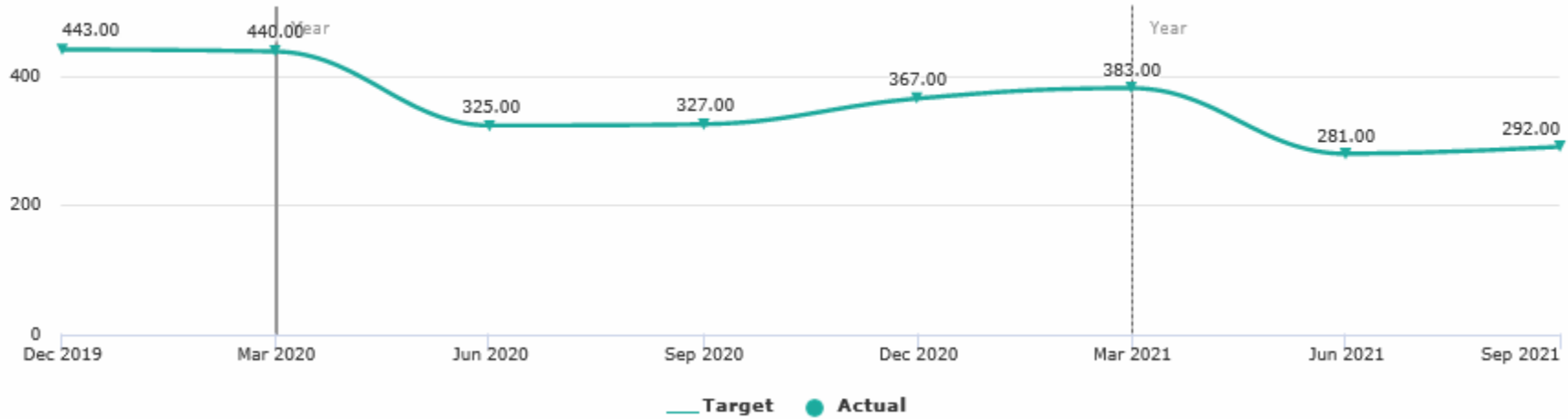
Tudalen 90

Actual (YTD)	Target (YTD)	Last Year	Current RAG Rating
714.00		438.00	n/a

Comment
Presentations for homeless services at the half year point total 714. Presentations rates are up significantly which is not unexpected. Significant protections offered at national level had stabilised the housing sector (court closures, six month evictions notices, furlough scheme). The impact has led to further hardship and a significant impact on the number of presentations to the homeless service.

Homeless Support and Homeless Prevention

Number of referrals received through the Housing Support Gateway

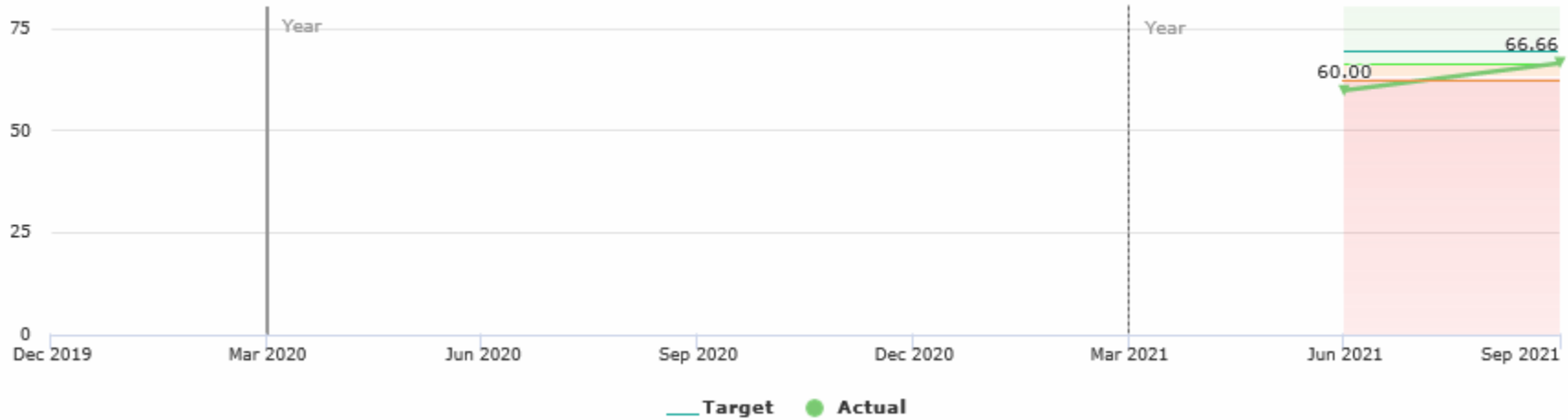


	Actual (YTD)	Target (YTD)	Last Year	Current RAG Rating
Tudalen 91	573.00		652.00	n/a

Comment				
At the half year point there have been 573 referrals for housing support via the Housing Support Gateway. Referrals at the half year point last year were 652 and therefore referrals are down 12% this year. Active promotion of the gateway and housing support services is underway. Increased funding has been provided to Local Authorities through Housing Support Grant to provide more capacity and more intensive work with people in housing need in order to reduce risks of homelessness.				

Homeless Support and Homeless Prevention

Percentage of successful prevention outcomes for homelessness under Housing Wales Act 2014



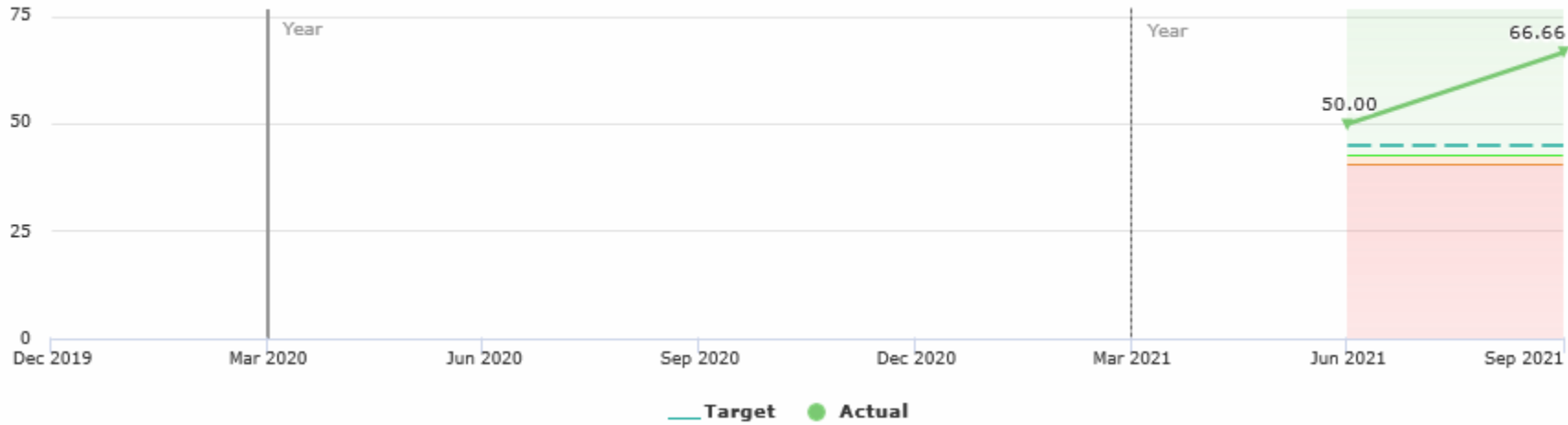
Tudalen 92

Actual (YTD)	Target (YTD)	Last Year	Current RAG Rating
63.33	70.00		●

Comment
The landscape for the prevention of homelessness is challenging due to the limited options for moving on to before people become homeless and significant barriers to saving tenancies and sustaining strained housing placements. Prevention outcomes have been achieved through a range of interventions such as helping to secure private rented housing, moving into social housing, accessing supported housing, and mediation to remain at home or living with other family members.

Homeless Support and Homeless Prevention

Percentage of successful relief outcomes for homelessness under Housing Wales Act 2014



	Actual (YTD)	Target (YTD)	Last Year	Current RAG Rating
Tudalen 93	58.33	45.00		★

Comment

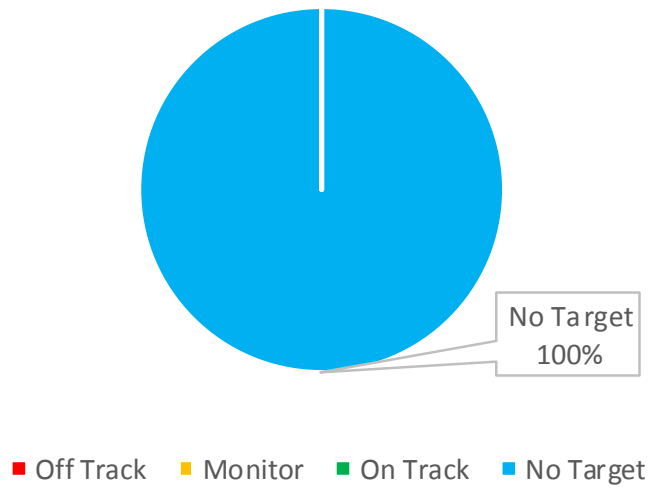
Relief figures relate to those people and households who have become homeless and subsequently assisted to exit homelessness. The target of 40% relates to national average figure before the pandemic and performance is above target. This is in part due to the benefit of the temporary nominations agreement which enables 50% of all social housing to be allocated to those people and households who are presently homeless in the county. This is in keeping with Welsh Governments expectations for "rapid rehousing".

Housing Needs and Housing Options Actions

Action	Percentage Complete	RAG	Outcome RAG	Comment
Developing self-service approaches that enable people to identify their own housing options through online support	20%	●	●	Work is now underway and progressing with IT services. The SARTH partnership across Conwy, Denbighshire and Flintshire will oversee the digital transformation of services and initial work being developed in Flintshire. 1) Waiting list calculator for housing register applicants; and 2) Housing needs self-assessment. Further exploration of self-service options to be progressed quarter three, and engagement planned with sample group of people who use our housing register services.
Piloting a risk assessment process to identify pre tenancy support needs to reduce risk of tenancy failure	0%	●	●	This piece of work will progress in the second half of the year. Through restructure of Housing & Prevention Services linked to the housing register, more housing support officers will be aligned to the team. They will offer early intervention on housing related support avoiding the need for rehousing where appropriate. The team will also assist those applicants who have genuine housing needs and require support whilst waiting for rehousing.
Promoting the Single Access Route to Housing (SARTH), Common Housing Register, Affordable Housing Register and Housing Support Gateway within the community and with professionals	30%	●	●	Housing Support pages on website are now up to date and new literature to promote housing support services are available and shared with partners and the community through social media. Training and awareness raising sessions scheduled to ensure all key partners are aware of services and pathways into support and housing advice.
Reviewing our sheltered housing stock to ensure that it continues to meet the needs of current and prospective tenants	50%	★	★	We are currently finalising our methodology for scoring our sheltered schemes to ensure they meet the needs of our tenants and will meet future standards in terms of the Welsh Housing Quality Standards, building safety compliance and energy efficiency. It is proposed that the various scoring matrixes and findings will be submitted to our Housing Board and Cabinet Meetings in the next few weeks.

Housing Needs and Housing Options Measures

Housing Needs and Housing Options Performance Measures

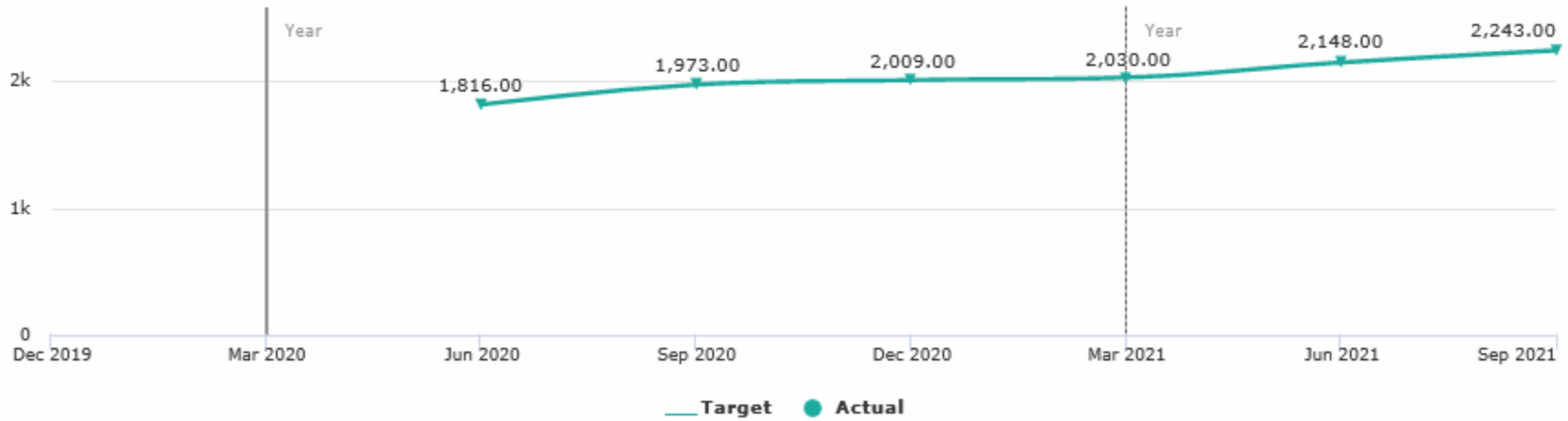


Measures Off Track

Area	Title
Housing Needs and Housing Options	There are no measures off track for this section

Housing Needs and Housing Options

Number of applicants on the Common Housing Register



Tudalen 96

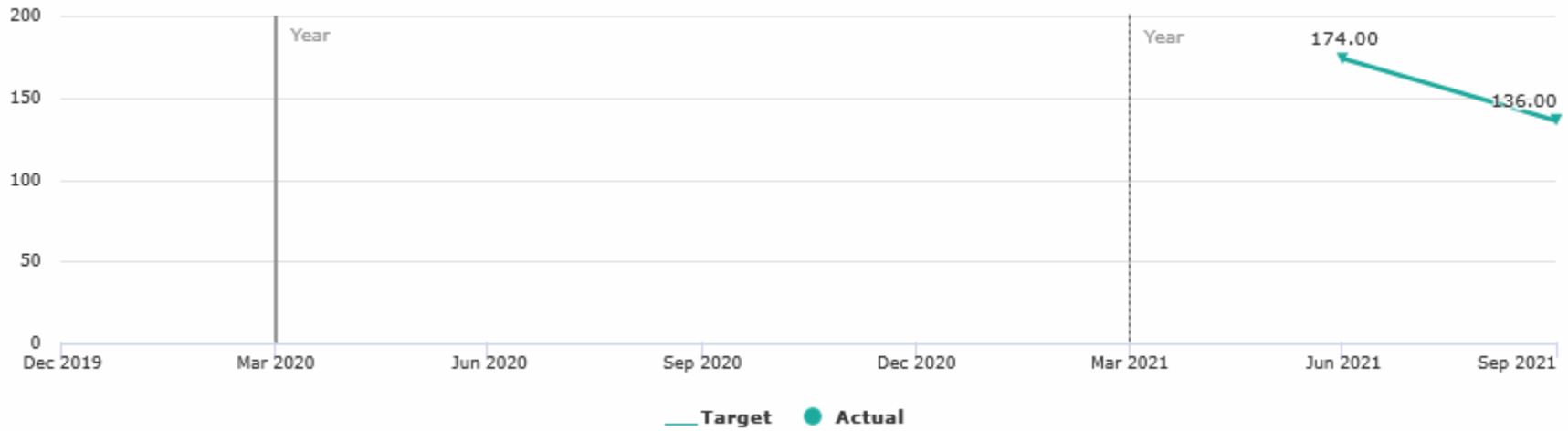
Actual (YTD)	Target (YTD)	Last Year	Current RAG Rating
2,243.00		1,973.00	n/a

Comment

Demand for social housing remains high. There has been a significant increase from start of the previous year. Demand continues to grow on the back of increasing housing needs and community hardship. This is a risk area identified through the Service Risk Register as supply of social housing is not increasing in sync with the increasing demand. This will lead to much longer waiting times for the scarce resource that is social housing in Flintshire.

Housing Needs and Housing Options

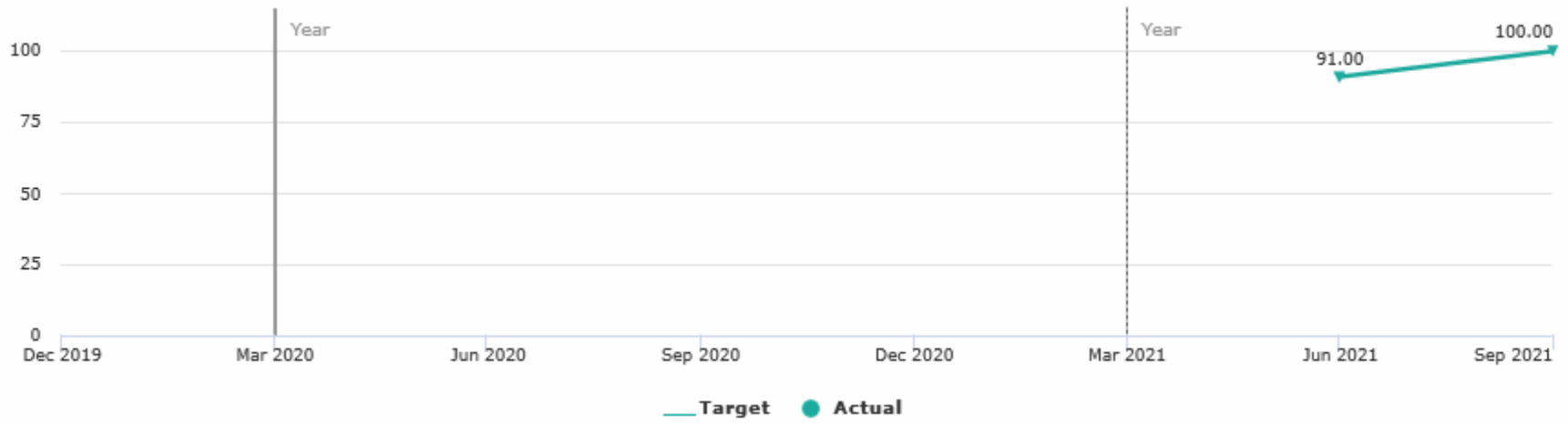
Number of applicants rehoused via SARTH by All Housing Partners



Tudalen 97	Actual (YTD)	Target (YTD)	Last Year	Current RAG Rating
		310.00		
Comment				
When reviewing the data there is a notable reduction in new tenancies between quarter one and quarter two. This can be accounted for through the completion of a Housing Association new housing schemes in quarter one, which significantly increased the number of homes available for re-let in that period (Clwyd Alyn - Boars Head Site - Ewloe).				

Housing Needs and Housing Options

Number of applicants rehoused via SARTH by Flintshire County Council



Tudalen 98

Actual (YTD)	Target (YTD)	Last Year	Current RAG Rating
191.00			n/a

Comment

There have been 191 new tenancies started by Flintshire Council at the half year point. In the same reporting period in the previous year 2020/2021 there were 200 new tenancies created.

Social Housing Actions

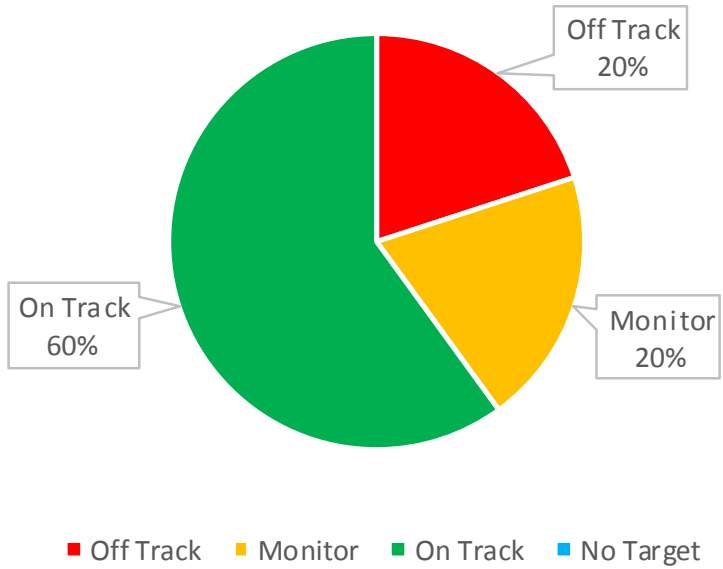
Action	Percentage Complete	RAG	Outcome RAG	Comment
Developing plans for the de- carbonisation of Council homes in line with Welsh Government guidance to ensure their thermal efficiency is optimised and the cost of heating homes are minimised	50%	★	★	We have finalised our briefing paper and are in the process of procuring a consultancy company who will assist the Council in assuring our plans for de-carbonisation are robust and correct for the tenants of Flintshire. We are continuing the review of all energy performance certification and are in the process of procuring more energy surveys which will assist the Council in developing its strategy.
Ensuring that the Council's housing stock meets the Welsh Housing Quality Standard and achieves a minimum SAP energy efficiency rating of 65	50%	★	★	The Council continue to target properties that do not meet the SAP 65 rating through various improvement works. Installation of efficient central heating systems, renewable technology (Solar Panels & Air Source Heating) and extensive external refurbishment contracts comprising of new windows, doors, loft insulation and roof coverings, the energy performance and thermal efficiency of our properties is addressed and improved.
Increasing the Council's housing portfolio by building social housing properties and affordable properties for North East Wales (NEW) Homes	0%	▲	▲	Currently we are pursuing multiple workstreams to increase and develop opportunities with external partners and developers. However, with the current pandemic and uncertainty in the construction sector due to increase material and manpower costs and decrease labour availability it is a very challenging environment. Many opportunities are being placed on hold until some there is more certainty and prices have decreased to a more sustainable level in the market.
Listening to our tenants and working with them to improve our services, homes and communities	25%	●	●	Our current Tenant Engagement Strategy is out of date this year. We will be producing a basic interim strategy & action plan to have in place for the next 12 months. Our aim is to diversify and increase our engagement with tenants using a wide range of methods that are suitable for different needs. The results of the Survey of Tenants and Residents (STAR) survey will then be used to develop a more robust longer term strategy and plan which we will develop with our tenants
Supporting our tenants to access technology and create sustainable digital communities	25%	●	●	New working arrangements have recently been implemented which ensures that Housing Officers have smaller working patches in order to provide a more customer focused approach. Recent restrictions have significantly changed the way in which we communicate with tenants and traditional methods to engage and participate are now limited and have resulted in a greater demand for online support and guidance to ensure we continue to meet the needs of our communities. Over the next 12 months we will be developing a Tenant Engagement Strategy which will support tenants and communities to develop a range of cutting edge solutions and services, utilising digital resources.

Social Housing Actions

Action	Percentage Complete	RAG	Outcome RAG	Comment
Working with housing association partners to build new social housing properties and additional affordable properties	50%	●	●	During 2020 and into 2021, there have been challenges for the construction sector. The combined impact of Brexit and the pandemic has resulted in delays due to lock down restrictions, shortage of materials which caused a substantial uplift in costs. It is expected that completion of new homes for 2021/22 will be lower. However, the number of completions should increase in over the next two financial years and will include the delayed Council schemes; Mostyn which will deliver a further 71 social rent units; and Holywell which will create 6 units. Our development team and partners continue to work on pipeline schemes that are at varying stages to bring forward for social rent/intermediate rent units.
Working with residents to ensure our communities are well managed, safe, and sustainable places to live	25%	●	●	In September 2021, the role of the Housing Officer has changed from the split of New Customer and Neighbourhoods to that of a generic officer. The patches have also been made smaller which enables officers to be out on the patches more and build better relationships with tenants. This will ensure issues are dealt with at an earlier stage and prevent issues escalating.

Social Housing Measures

Social Housing Performance Measures



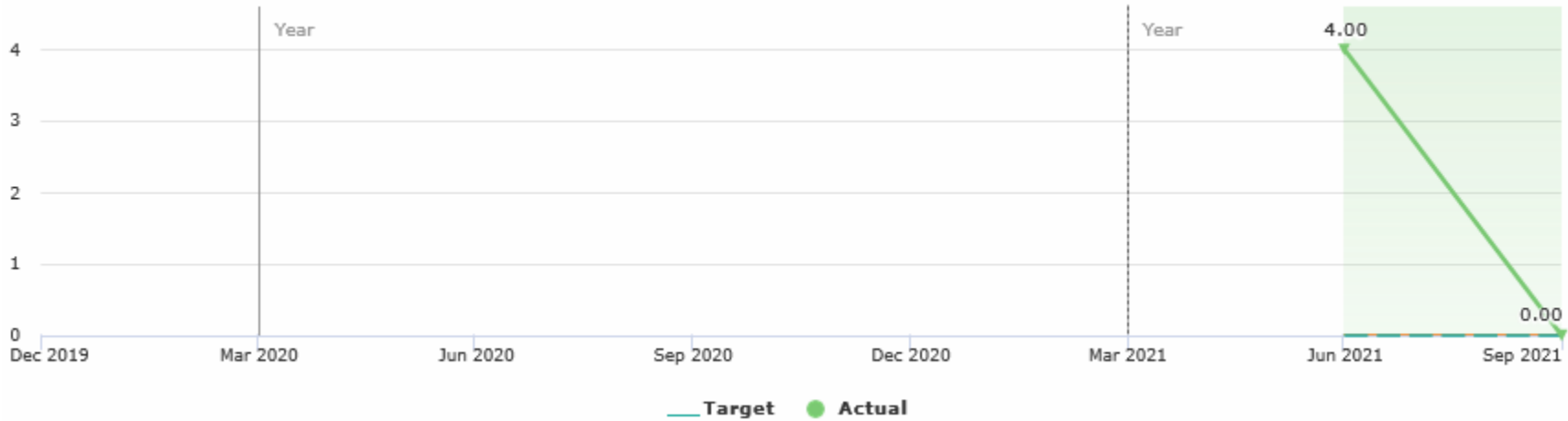
Tudalen 102

Measures Off Track

Area	Title
Social Housing	Number of Council Homes under construction

Social Housing

Number of Affordable Homes completed via NEW Homes



	Actual (YTD)	Target (YTD)	Last Year	Current RAG Rating
Tudalen 103	4.00	0.00		★

Comment	
Tudalen 103	<p>The programme had highlighted a hiatus apart from these four units which were delivered with the potential for units starting to be completed for quarter four. This programme has slipped due to a number of external factors and all efforts are being undertaken to engage and help progress these external developments with partners where possible.</p> <p>Other procurement alternatives are being considered with potential options being worked through for presentation, if suitable, to the NEW Homes board.</p>

Social Housing

Number of Affordable Homes under construction via NEW Homes



Tudalen 104

Actual (YTD)	Target (YTD)	Last Year	Current RAG Rating
0.00	0.00		★

Comment
<p>The programme had indicated a programme of 21 units from the Airfields development being under construction. This scheme has faced a variety of setbacks and difficulties and we are working diligently with our external Development partner to obtain the necessary Statutory Approvals. The indicative start date for the scheme is now early January 2022.</p> <p>The financial viability of the revised scheme is currently being re-examined and will be presented to the NEW Homes board at the next development meeting.</p>

Social Housing

Number of Council Homes completed



	Actual (YTD)	Target (YTD)	Last Year	Current RAG Rating
Tudalen 105	0.00	0.00		★

Comment				
Tudalen 105	<p>The programme had highlighted a hiatus for 2021-2022 with the potential for units being delivered towards the end of the year. It was hoped that some schemes could be accelerated to pick up this shortfall however with the ongoing pandemic and other challenges such as obtaining regulatory approvals it has not been the case.</p> <p>Also, difficulties with the supply chain, increased material costs and a significant labour shortage has affected the completion and also, the under construction programme.</p> <p>These challenges are hopefully short term and are being monitored closely and are being fed back where possible, to Welsh Government to inform and improve the grant process.</p>			

Social Housing

Number of Council Homes under construction



Tudalen 106

Actual (YTD)	Target (YTD)	Last Year	Current RAG Rating
1.00	71.00		▲

Comment
<p>Programme indicated a hiatus for the early quarters of 2021/22 and all Council developments have faced challenges and delays with obtaining regulatory approvals and also adapting to changes within the Welsh Government Grant funding and design criteria. This future catalogue of schemes has progressed and is becoming more robust and will in provide a significantly more stable future pipeline of delivery.</p> <p>An agreed schedule of start dates has been agreed for a total of 77 units as follows :- January - 21 at Mostyn</p> <p>January - 6 in Holywell and Flint</p> <p>March - 50 in Nant-y-Gros (weather dependant)</p>

Private Rented Sector Actions

Action	Percentage Complete	RAG	Outcome RAG	Comment
Developing a "landlord offer" that encourages landlords to work with the Council to raise standards of property management and condition of homes where needed	25%	●	●	We offer a Bond Scheme, rent in advance (one month standard but more if required), deposits (enhanced if required), home starter packs and a range of practical support for both landlords and tenants to help people secure and sustain housing in the private Sector. Opportunity to join the Welsh Government Private Sector Leasing Scheme as part of its national roll out to be explored in the second half of the year. Initial commitment to engage provided to Welsh Government and awaiting further discussions for roll out.
Engaging with private sector tenants, giving them a voice and responding to their needs	50%	●	●	Engagement work across North Wales has been undertaken with tenants of the Private Sector through the Tenant Pulse Project. Analysis and response at both local and across the regional level will be developed and delivered in the second half of the year.
Improving access to private sector properties for those who are homeless, at risk of homeless and in housing need	25%	●	●	A range of support packages are in place to assist people with securing private sector housing. We offer a Bond Scheme, rent in advance (one month standard but more if required), deposits (enhanced if required), home starter packs and a range of practical support for both landlords and tenants to help people secure and sustain housing in the private sector. Affordability is a significant challenge as the market is increasingly expensive and local housing allowance rates are out of sync with the market. Renting privately is increasingly not an option for many people exclusively in receipt of benefits.
Mapping Houses of Multiple Occupation (HMO's) across Flintshire to ensure legal minimum housing standards are met and to improve residents' quality of life	40%	●	●	Progress has been delayed on the mapping programme due to officer diversion to the pandemic response but the methodology behind the mapping programme has been agreed and is now in place. This includes the initial identification of 409 properties that may require inspection, categorised by licensable or non-licensable Houses of Multiple Occupation (HMOs). Of those deemed to be licensable a sample group of 30 has been contacted to provide further information for the use of the property. From this a programme of inspections is due to start in October. Alongside this the mapping programme will also be informed by reactive work that is generated by complaints or service requests. This model will continue to be used moving forward.
Working in partnership with landlords and private sector agents to better understand their needs	25%	●	●	Consultation with landlords has been launched in quarter one but with minimal take up. Targeted engagement with known landlords and local lettings agents has been undertaken and some useful insight into local challenges and opportunities. Landlord Forum to be relaunched in partnership with National Residential Landlords Association (NRLA) in December 2021.

Private Rented Sector Measures

Private Rented Sector Performance Measures

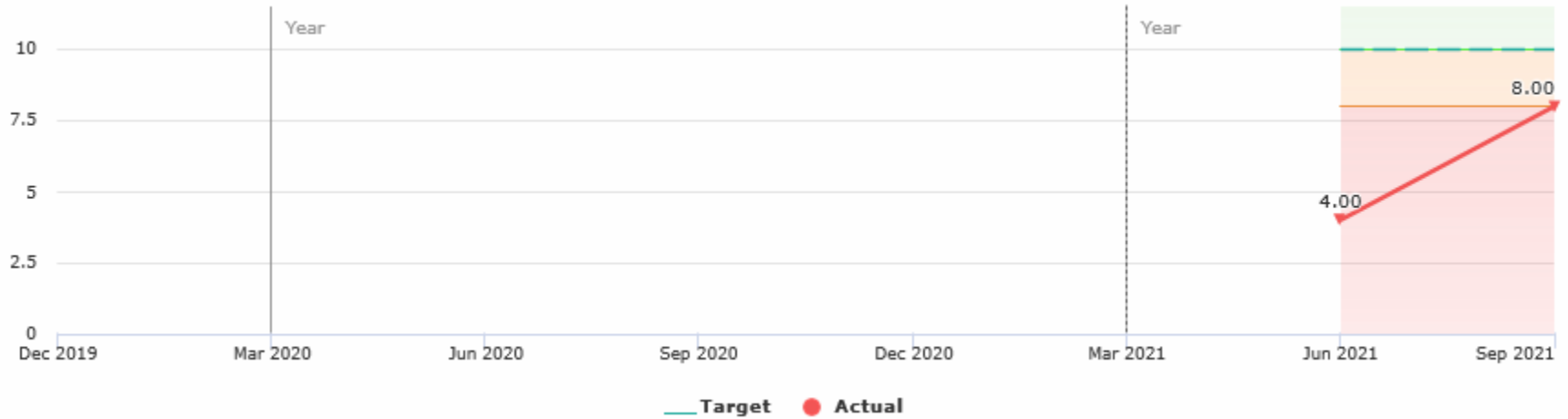


Measures Off Track	
Area	Title
Private Rented Sector	Number of inspections of HMOs ▲

Tudalen 108

Private Rented

Number of inspections of HMOs



	Actual (YTD)	Target (YTD)	Last Year	Current RAG Rating
Tudalen 109	1.00	71.00		▲

Comment				
<p>Programme indicated a hiatus for the early quarters of 2021/22 and all Council developments have faced challenges and delays with obtaining regulatory approvals and also adapting to changes within the Welsh Government Grant funding and design criteria. This future catalogue of schemes has progressed and is becoming more robust and will in provide a significantly more stable future pipeline of delivery.</p> <p>An agreed schedule of start dates has been agreed for a total of 77 units as follows :- January - 21 at Mostyn January - 6 in Holywell and Flint March - 50 in Nant-y-Gros (weather dependant)</p>				

Empty Properties Actions

Action	Percentage Complete	RAG	Outcome RAG	Comment
Bringing empty homes back into use through the Empty Homes Loan Scheme (EHLS)	50%	★	★	To date the service has approved 'House to Home loans' amounting to a total of £229,901.
Exploring opportunities to develop a project management service for non-commercial landlords to encourage take up of the Empty Home Loan Scheme	50%	★	★	The service is currently being developed and proposals have been passed to Legal Services to draft a contract, service conditions and agree fees.
Exploring opportunities to maximise housing and revitalise our towns through the redevelopment of the High Street	50%	★	★	The teams are working with other service areas, particularly Town Centre regeneration, to offer Town Centre loans along with Houses into Home loan to encourage Town Centre redevelopment with living accommodation above shops.
Targeting 'problem' empty homes in our communities and using enforcement powers where appropriate to improve our communities and increase housing supply	50%	★	★	Enforcement powers have been successfully used to take two properties through the enforced sale procedure and work is now progressing on a third property. The Empty Homes Officer also works with the Enforcement Panel that has recently been established in the Authority.

Empty Properties Measures

Measures Off Track

Area	Title
Empty Properties	There are no measures off track for this section

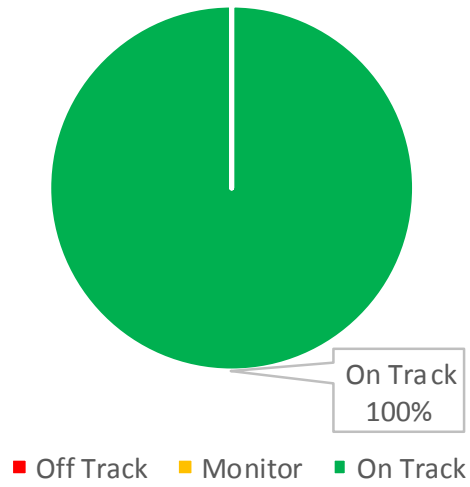
There are no reportable measures for this period

Tudalen 111

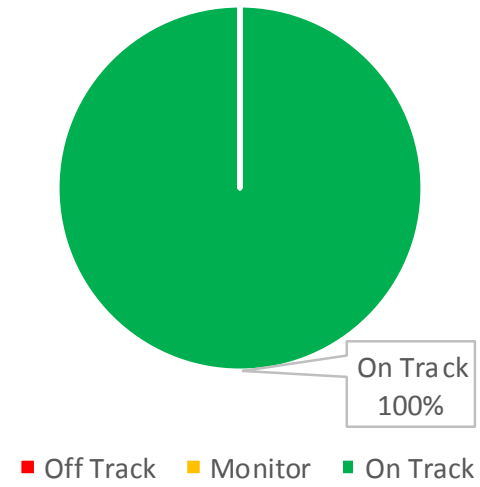
Green Society and Environment

Green Society and Environment Overall Performance

Green Society and Environment Action RAG Status

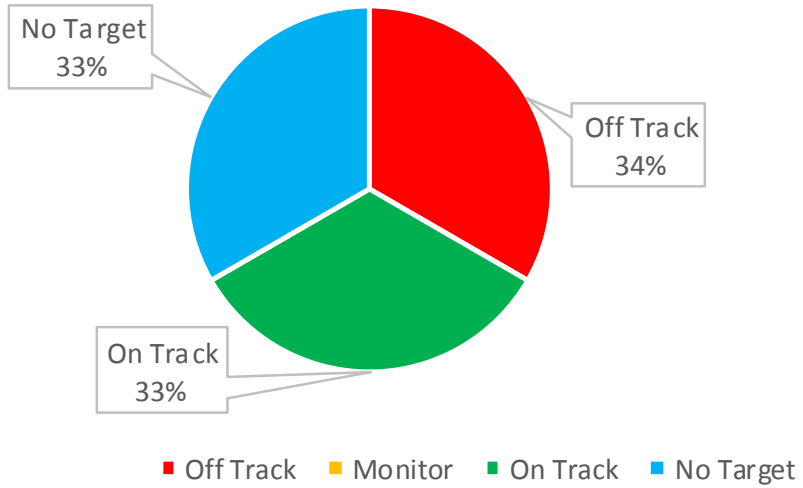


Green Society and Environment Outcome RAG Status



Tudalen 113

Green Society and Environment Performance Measures



Measures Off Track

Area	Title
Circular Economy	Percentage of waste reused, recycled or composted ▲

Tudalen 114

Carbon Neutrality Actions

Action	Percentage Complete	RAG	Outcome RAG	Comment
Developing a net carbon zero action plan and be approved	20%	★	★	Initial engagement activities with Members and Academi completed. Public engagement session is opening during October 2021.
Developing a policy for sustainable and long term energy usage in capital projects where this can be achieved	100%	★	★	The requirement for a policy has been negated by the energy team and the Capital Assets team working together to include the energy team in the early design stages of Capital Projects to advise on sustainable energy usage and understand the longer term effects of energy usage
Gathering information on annual Council greenhouse gas emissions to submit to Welsh Government and the Carbon Programme Board	80%	★	★	Data collation for 2020/21 carbon emissions is in progress and currently at 80% completion. Submission deadline to Welsh Government is October 2021 and we are on course for this deadline.
Putting a Governance structure (Carbon Programme Board) in place	100%	✓	★	Member Programme Board in place June 2021. Meetings occur every two months with July and September completed. Officer Group to support Programme Board in place September 2021 with first meeting taking place in October. The governance structure includes Environment and Economy Scrutiny.
Reviewing the procurement policy to reduce greenhouse gas emissions from suppliers	10%	●	★	To work towards implementing a green procurement policy, and one which guides suppliers to reduce air pollution, mitigate climate change and conserve energy, there is a need undertake a review in quarter four of the existing procurement policy. Preliminary work will be undertaken by Flintshire Council to move this review forward. However, recruitment of a replacement Procurement Team Manager at Denbighshire Council is also critical to move this review along at pace.

Carbon Neutrality Measures

Measures Off Track

Area	Title
Carbon Neutrality	There are no measures off track for this section

There are no reportable measures for this period

Tudalen 116

Fleet Strategy Actions

Action	Percentage Complete	RAG	Outcome RAG	Comment
Converting the authority's fleet to electric and alternative fuels (hydrogen etc)	10%	★	★	Two Battery Electric Recycling vehicles have been ordered and delivery is expected in Early 2022. Work is on-going to develop the electric charging infrastructure needed to support the transition to Ultra Low Emission Vehicles (ULEVs). The overall ambition to convert the county's fleet of vehicles is a longer term ambition, delivered over the course of several years.
Ensuring all business journeys are subject to proper planning and optimisation	30%	★	★	As travel accounts for a significant share of the Council's carbon footprint, to reduce the impact of business travel, only business travel deemed essential will be approved. The recent updated Travel and Expenses Policy requires employees, wherever possible to: <ul style="list-style-type: none"> • join meetings remotely (e.g. by video conference), or • take public transport instead of going by car or taxi. Where business travel is deemed essential, strict criteria apply.
Reducing employee owned vehicle business mileage through continued use of virtual meeting attendance and reduction in unnecessary journeys	50%	★	★	Welsh Government advice remains that employees who can work from home, continue to do so. This means a significant number of employees are continuing to work from home. Work has begun preparing the model for the future working when pandemic restrictions are further eased. In order to reduce time and money spent on travel and to reduce the carbon emissions caused by it the expectation for all officers will be that: <ul style="list-style-type: none"> • officers do not work on council premises for a full week where their duties permit them to work from home. • meetings, visits, conferences, etc take place virtually except in agreed circumstances.

Tudalen 117

Fleet Strategy Measures

Fleet Strategy Performance Measures



■ Off Track ■ Monitor ■ On Track ■ No Target

Tudalen 118

Measures Off Track

Area	Title
Fleet Strategy	There are no measures off track for this section

Fleet Strategy

Reduced business travel mileage across all portfolio



	Actual (YTD)	Target (YTD)	Last Year	Current RAG Rating
Tudalen 119	700,300.00			n/a

Comment				
<p>Welsh Government advice remains that employees who can work from home, continue to do so. This means a significant number of employees are continuing to work from home. Work has begun preparing the model for the future working when pandemic restrictions are further eased. In order to reduce time and money spent on travel and to reduce the carbon emissions caused by it the expectation for all officers will be that:</p> <ul style="list-style-type: none"> officers do not work on council premises for a full week where their duties permit them to work from home. meetings, visits, conferences, etc take place virtually except in agreed circumstances. 				

Green Environment Actions

Action	Percentage Complete	RAG	Outcome RAG	Comment
Delivering an increase in canopy cover as part of the Urban Tree and Woodland Plan	20%	★	★	The townscape trees project has started with site scoping carried out to support delivery of the urban tree and woodland plan. This scoping work will inform the pattern of planting that will commence when we enter the tree planting season in the winter months.
Developing a strategy to improve biodiversity and carbon sequestration on the agricultural estate	10%	★	★	Biodiversity and carbon sequestration on our agricultural estate will be included in the climate change strategy.
Enhancing the natural environment through the delivery of the Section 6 Environment Act Wales biodiversity duty	50%	★	★	Ongoing biodiversity impact assessment on plans on projects. Monthly Local Nature Partnership coordinator meetings to manage communications and collaborative projects. Secured funding for pilot Flintshire Eco Champions school programme. Nature Recovery Action Plan outlined on the Bionet website launched April 2021. Creation of 12 high impact wildflower sites around the road network. Ongoing work with Streetscene for verge and greenspace management. Over 80 wildflower sites mapped.

120

Green Environment Measures

Measures Off Track

Area	Title
Green Environment	There are no measures off track for this section

There are no reportable measures for this period

Renewable Energy Actions

Action	Percentage Complete	RAG	Outcome RAG	Comment
Agreeing appropriate investment strategy for future renewable energy developments	20%	★	★	Initial scoping has been carried out by Energy Service that has identified a possible four to five sites for renewable energy developments. These sites require further feasibility to determine where investment should be given.
Assessing the feasibility of renewable energy and land assets and link to wider carbon ambitions	10%	★	★	Initial work has been carried out to identify suitable sites and a wider feasibility assessment is to be completed.

Tudalen 122

Renewable Energy Measures

Measures Off Track

Area	Title
Renewable Energy	There are no measures off track for this section

There are no reportable measures for this period

Tudalen 123

Active and Sustainable Travel Actions

There are no actions for this priority.

Active and Sustainable Travel Measures

Tudalen 124

There are no reportable measures for this period

Measures Off Track

Area	Title
Renewable Energy	There are no measures off track for this section

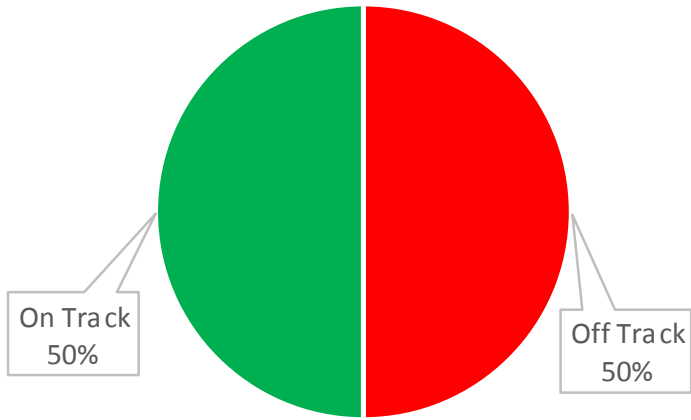
Circular Economy Actions

Action	Percentage Complete	RAG	Outcome RAG	Comment
Achieving Welsh Government recycling targets	50%	●	●	Total waste arising have increased, which includes both residual and recycling. Recycling collected amounts have increased, however as the amount of residual non-recyclable waste also has also increased, this means that any recycling performance percentage has been offset by the total waste arising. However reintroduction of side waste and promoting recycling will help with a reduction in residual waste, and increase in recycling. Therefore the combined recycling/composting/reuse percentage will increase.
Developing and extending the Greenfield Composting Facility and Waste Transfer Station	80%	★	★	The project is progressing well with civils work on track to be completed before December 2021. There have been some short delays to completion due to supply chain disruption.
Developing and extending the Standard Yard Waste & Recycling Transfer Station	21.8%	★	★	Standard Yard Project works are progressing on target. The tender for the bailing equipment has been returned and is due to be awarded within the coming weeks. The access road is currently being priced, and the building design is being finalised. A planning application is to be submitted in October 2021
Promoting the option to reuse and repair unwanted items at Household Recycling Centres by partnering with local Charities	50%	●	★	Refurbs Flintshire currently take any large, bulky household items from the Household Recycling Centres for resale in their shops. Further engagement is required with more charities to develop this initiative to maximise the types of waste reused. This has been delayed due to the closure of most charity shops over the past 18 months.
Support local businesses in their efforts to reduce their carbon footprint and become more resource efficient	0%		▲	The work stream has not yet been started. Capacity in the Business Development team has been prioritised for the delivery of the Welsh Government Covid grants.
Supporting and promoting the development of a Re-Use and Repair Café within the County	100%	✔	★	The Repair and Reuse Centre, with café, was successfully opened in June 2021. Since that time the café has become well established with customer throughput increasing. A small number of repair/reuse workshops have taken place so far but progress with a formal programme has been delayed due recruitment and social distancing restriction.
Working in partnership, actively support and engage with community led groups by developing environmental and recycling initiatives	40%	★	●	Approval has been given by Cabinet to introduce a new, designated role, to drive forward environmental and waste reduction initiatives. This role will be responsible for working with community groups to develop and introduce schemes. Support has been given to local litter picking groups buy issuing equipment for picking events and removing the waste items collected. Presentations have been given to community groups regarding waste and littering problems and ways in which these can be minimised.

Circular Economy Measures

Circular Economy Performance Measures

Tudalen 126



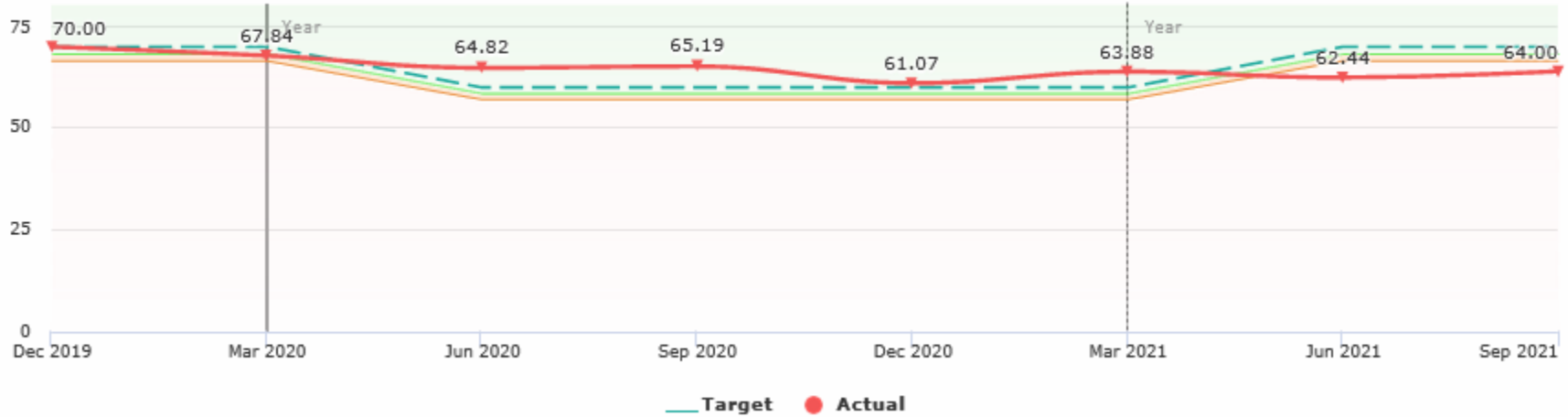
■ Off Track
 ■ Monitor
 ■ On Track
 ■ No Target

Measures Off Track

Area	Title
Circular Economy	Percentage of waste reused, recycled or composted ▲

Circular Economy

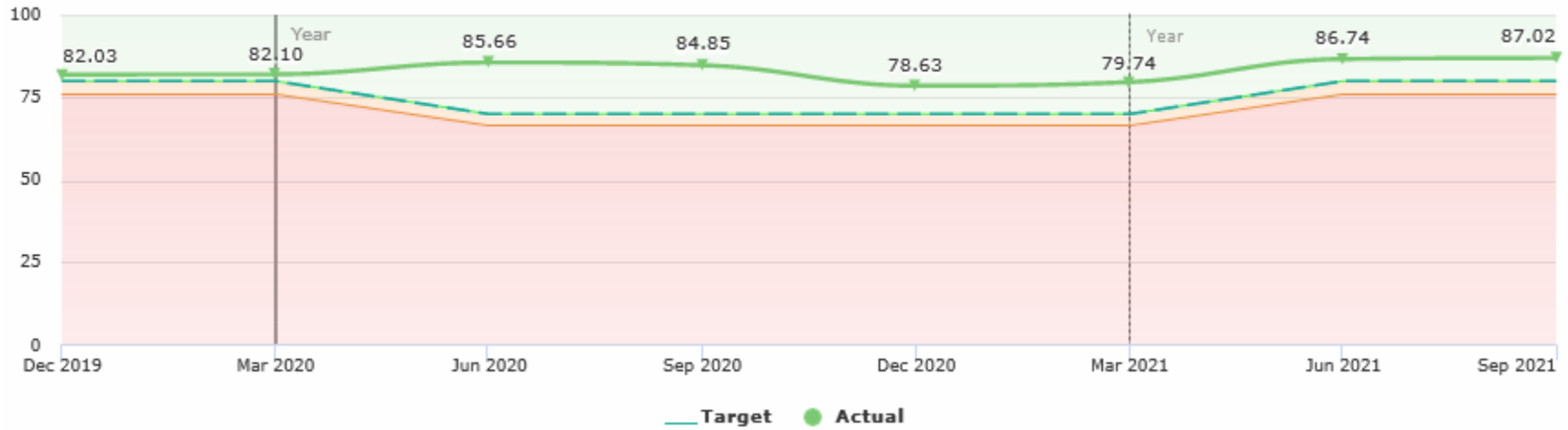
Percentage of waste reused, recycled or composted



Tudalen 127	Actual (YTD)	Target (YTD)	Last Year	Current RAG Rating
		64.00	70.00	65.19
Comment				
<p>Total waste arising has increased, which includes both residual and recycling.</p> <p>Recycling collected amounts have increased, however as the amount of residual (non-recyclable) waste has also increased. This means that any recycling performance percentage has been offset by the total waste arising.</p> <p>The reintroduction of side waste from September 2021, and further effort to promoting recycling, will help with a reduction in residual waste, and increase in recycling.</p>				

Circular Economy

Average Recycling rate across Household Recycling Centres (HRCs)



Tudalen 128

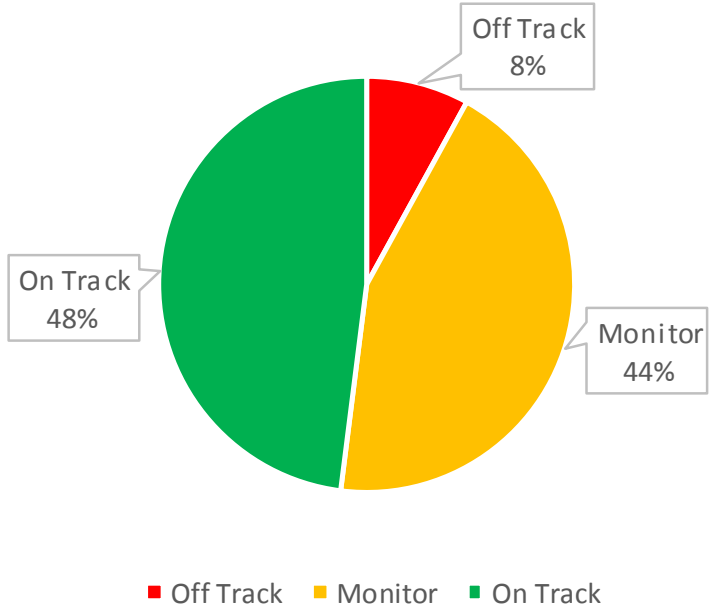
Actual (YTD)	Target (YTD)	Last Year	Current RAG Rating
87.00	80.00	84.85	★

Comment
Household Recycling Centres remained open with appropriate control measures in place. Footfall has steadily increased, as alert levels decrease during Spring and Summer, resulting in an increase of materials brought to site and separated for recycling.

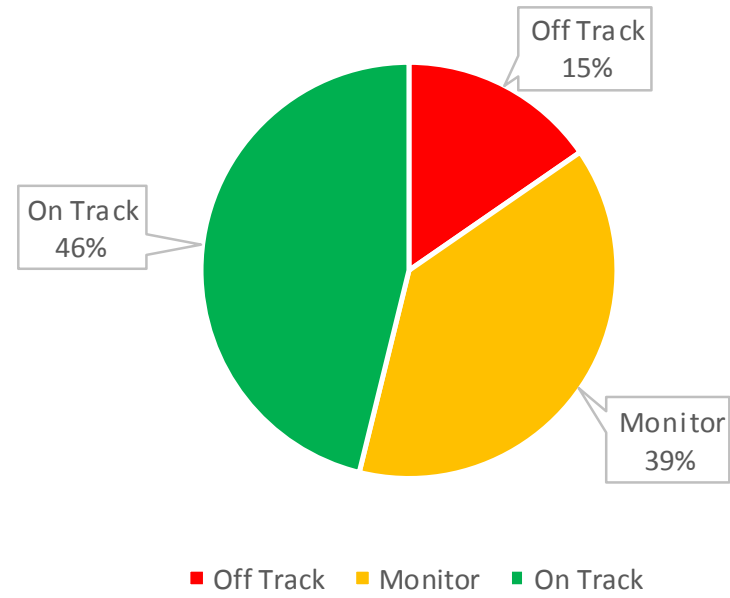
Economy

Economy Overall Performance

Economy Action RAG Status

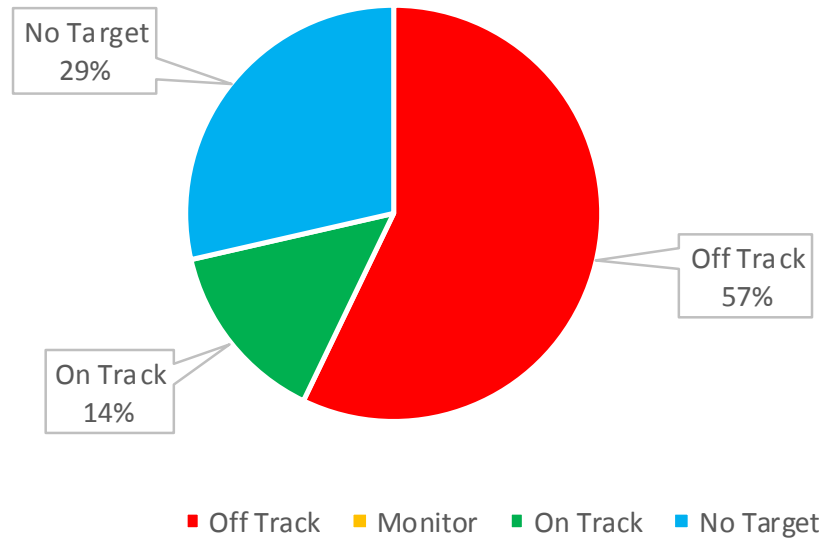


Economy Outcome RAG Status



Tudalen 130

Economy Performance Measures



Measures Off Track

Area	Title	Status
Reducing Worklessness	Number of individuals entering employment, learning or volunteering	▲
Reducing Worklessness	Number of individuals entering employment, learning or volunteering	▲
Transport and Digital Infrastructure	Number of bus quality partnerships on the core network	▲
Transport and Digital Infrastructure	Number of schemes delivered through the Welsh Government Active Travel Fund	▲

Town Centre Regeneration Actions

Action	Percentage Complete	RAG	Outcome RAG	Comment
Encouraging and support investment in town centre properties especially to facilitate more sustainable uses	40%	●	●	The Council has been supporting a number of potential investors to develop their town centre projects. Flintshire launched an interest-free loan scheme for investors in town centres. The scheme is funded by Welsh Government with £840k available, the first two applications have been received. In addition, the Council has secured £112k from Welsh Government to renovate 31 Chester Road West in Shotton as part of the Shotton Action Plan. The property, which has been vacant for several years, will be used for the County food poverty project as well as for residential accommodation.
Improving the environment in town centres	25%	●	●	Funding for environmental projects remains limited. However, the Council intends to implement a green infrastructure project in Shotton as part of the Shotton Action Plan programme. Funding is already in place from Welsh Government (WG). A further small tree planting project in Flint is also planned this year to implement an element of the Flint Green Infrastructure plan. This is also funded by WG. In addition, the Council is also commissioning a review of the street environment in Buckley.
Monitoring the health and vitality of town centres to support effective management and business investment decisions	40%	★	★	The Council has been successful in securing Welsh Government funding for digital footfall monitoring equipment across all of the town centres in Flintshire. These will enable the Council, partners and businesses to receive real time intelligence on the numbers of people using the town centres. The project will also allowing the piloting of other types of sensor in town centres in order to assess their effectiveness including, for example, air quality, soil moisture (for tree planting) and light sensors (on defibrillator boxes). The infrastructure created will be on an open access basis so that other users including the private sector will be able to take advantage of its capabilities for their own sensors.
Promoting town centre, hospitality and tourism businesses to help with their post-Covid recovery	50%	★	★	The Council has delivered a promotional campaign to generate a positive image of Flintshires towns and visitor economy. A number of promotional assets were produced during this campaign including podcasts, films, e-book, news release and social media platforms. These assets can be used in future promotional campaigns.
Supporting the growth of community enterprises in town centre locations	50%	●	●	Business support, advice and guidance continues to be delivered via social media platforms and over the telephone, however an increasing number of enquiries are seeking face to face support. The development of community facilities is an area of start-up growth across Flintshire Town centres.

Town Centre Regeneration Measures

Measures Off Track

Area	Title
Town Centre Regeneration	There are no measures off track for this section

There are no reportable measures for this period

Business Actions

Action	Percentage Complete	RAG	Outcome RAG	Comment
Engaging small businesses and improve support packages available to them	20%	★	★	The Council has now recruited an officer to engage town centre businesses through both face to face contacts and social media.
Increasing the scale and impact of the social business sector	50%	●	●	Ongoing business support being delivered via telephone / social media platforms. Though the number of start-ups is lower than anticipated, new clients/potential start-ups are being generated by word of mouth referrals by existing social enterprises and partner organisations.
Supporting growth of the local and regional food and drink business sector through marketing and collaborative projects	50%	★	★	Delivered a promotional campaign and activity to showcase the unique range of locally produced food and drink. Provided match funding to support local food and drink groups develop a sub-regional project to help with recovery from the pandemic through research, identifying examples of good practice, introducing new ways of selling and new collaborative product development.
Supporting local businesses in their efforts to reduce their carbon footprint and become more resource efficient	0%		●	Work has not started on this programme of work due to capacity being diverted to delivering the Welsh Government Covid recovery grants.
Supporting post-Covid recovery of the County's street and indoor markets	50%	★	●	The street and indoor markets in Flintshire were severely affected by the pandemic with many businesses unable to trade for many months. In addition, the Christmas markets run by the Council and partners in Mold and Holywell have not been able to go ahead for two years. Following the removal of restrictions the Council has worked with traders to successfully encourage new stalls onto the markets. The Council has run a series of shop local campaigns featuring local businesses, including the market traders, which received a good level of coverage.

Business Actions

Action	Percentage Complete	RAG	Outcome RAG	Comment
Supporting recovery of the tourism and hospitality sectors and rebuild confidence in the industry	50%	★	★	<p>The team has supported visitor sector businesses to access funding packages for recovery post- pandemic.</p> <p>Regular communication and information sharing with the sector and partners.</p> <p>Flintshire is part of a regional social media campaign to promote priority products over the autumn and winter season. The campaign started in October and will run until the end of March 2022. The objective of this autumn and winter campaign is to encourage and drive traffic/ visits to the North East Wales website and social media platforms.</p> <p>We have supported and raised awareness of the national recruitment and skills campaign with the sector in Flintshire. We continue to encourage businesses to utilise a new tool kit which is now available to help with recruiting staff and raising awareness of the great career opportunities in tourism and hospitality. This is being undertaken with the destination management partnership and local tourism associations.</p> <p>Research and development work for the Flintshire Ambassador programme is underway. This is a scheme that provides online learning and opportunities to enhance knowledge of the visitor offer of Flintshire and the wider North Wales region.</p>

Business Measures

Measures Off Track

Area	Title
Business	There are no measures off track for this section

There are no reportable measures for this period

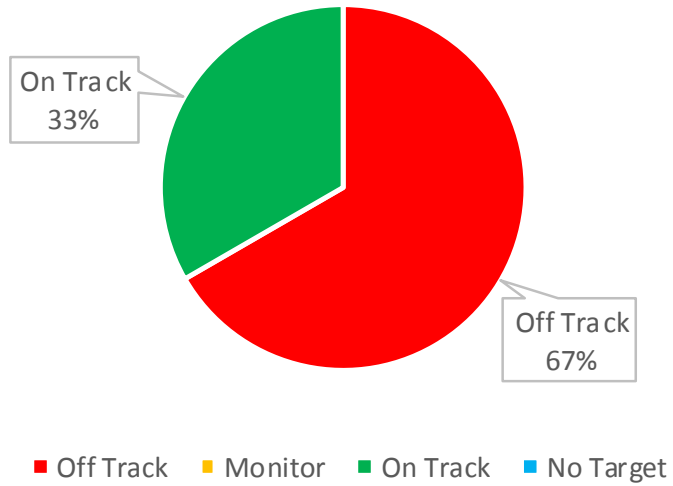
Tudalen 136

Transport and Digital Infrastructure Actions

Action	Percentage Complete	RAG	Outcome RAG	Comment
Completing the connection of all eligible public buildings through the Local Full Fibre Network Project	90%	★	★	The Local Full Fibre Programme, funded by UK Government, will connect almost 400 public sector buildings in North Wales to the fibre network. In Flintshire, the majority of buildings put forward to the project have been completed. The Council awaits the completion of the final few by BT Openreach/BT although this has been delayed.
Connecting further rural communities to improved digital infrastructure	50%	★	★	The Council employs a Rural Broadband Officer to support rural households to improve their digital connectivity. In addition to providing one to one support to households, especially where children have been struggling with online education during lockdown, the officer has been supporting communities to bid to the Community Fibre Partnership programme to part-fund connection to the fibre network. Five projects have been developed so far and await BT Openreach approval.
Developing and delivering transport infrastructure improvements as part of North Wales Metro programme and the Council's Integrated Transport Strategy	45%	●	★	Progression of the North Wales Metro and in year transport schemes have been restricted due to ongoing land negotiations and supplier availability.
Ensuring Flintshire strategic transport priorities are well-represented in the Regional Transport Plan from the forthcoming Corporate Joint Committee development	50%	★	★	Following the publishing of Welsh Government's (WG) New Wales Transport Plan, we are in the process of reviewing our own Integrated Transport Strategy. Once complete, this will form the basis of Flintshire's forthcoming Regional Transport plan submission.
Starting delivery of the local plans within the North Wales Growth Deal for digital infrastructure	50%	★	★	The Council are engaged with each of the work streams developing the Growth Deal capital investment projects.

Transport and Digital Infrastructure Measures

Transport and Digital Infrastructure Performance Measures



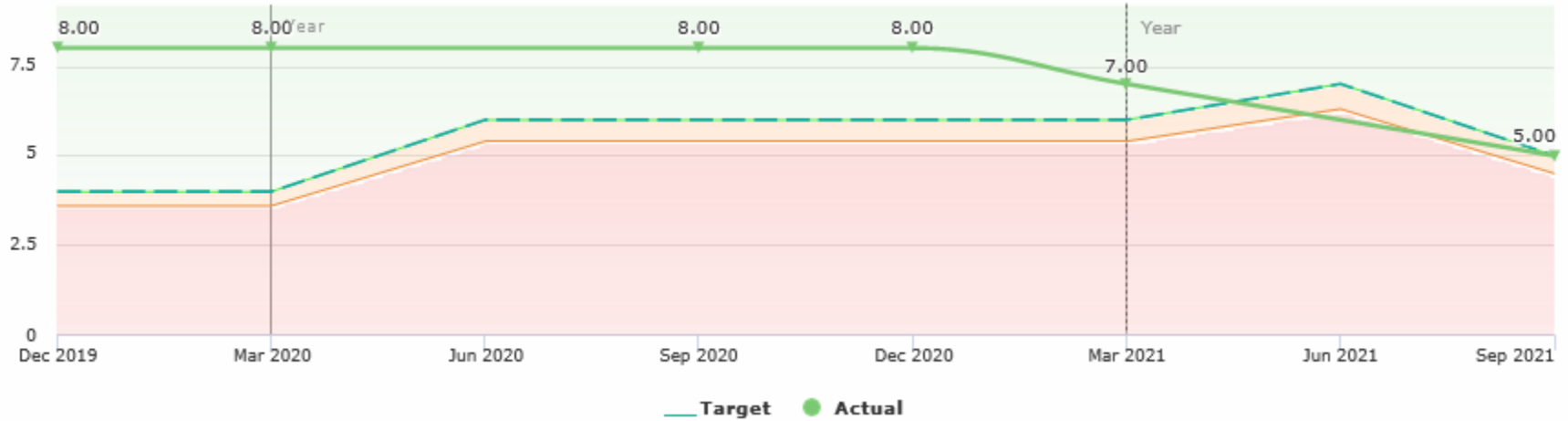
Tudalen 138

Measures Off Track

Area	Title
Transport and digital infrastructure	Number of schemes delivered through the Welsh Government Active Travel Fund ▲

Transport and Digital Infrastructure

Number of Local Travel Arrangements (LTAs) in geographical areas of the County



	Actual (YTD)	Target (YTD)	Last Year	Current RAG Rating
Tudalen 139	5.00	5.00	8.00	★

Comment				
<p>Whilst there were 8 Local Travel arrangements in place, the LT1, 2 & 3 have been replaced with the Holywell Fflecsi Service. The Holywell Fflecsi service has proven extremely successful with increased passenger numbers. More importantly, 45% of the passengers are new to the service and from areas where there were no previous bus services available, working towards the service delivery aim of reducing Flintshire residents isolation in our more rural communities.</p>				

Transport and Digital Infrastructure

Number of schemes delivered through the Welsh Government Active Travel Fund



Tudalen 140

Actual (YTD)	Target (YTD)	Last Year	Current RAG Rating
0.00	1.00	8.00	▲

Comment

To date no active travel scheme has been completed for 2021/22.

Local Development Plan (LDP) Targets Actions

Action	Percentage Complete	RAG	Outcome RAG	Comment
Ensuring timely adoption of the Local Development Plan once Inspector's Report received	75%	●	●	Local Development Plan (LDP) submitted for Examination to Welsh Government/Planning Inspectorate (PINS) in November 2020 in line with Delivery Agreement. Commencement of Examination of the LDP delayed several times by the Planning Inspector and progress further delayed by the need for Council to address the 'Phosphates' issue raised by Natural Resources Wales. Officers progressing well with preparation of Matters Arising Changes to be consulted upon. The production of the binding Inspectors Report and subsequent adoption of LDP likely to be delayed by some three to four months compared to the Delivery Agreement. The timetable for progressing the LDP from Submission to Examination is the remit and responsibility of the Inspector rather than Flintshire.
Maintaining and update the Local Development Plan housing trajectory in line with planning decisions made	75%	●	●	The Council cannot formally update the housing trajectory until the Local Development Plan (LDP) has been adopted. However, the Council has produced a housing trajectory for April 2020 to inform the Inspector's Examination of the Plan. Officers are continuing to undertake annual housing land monitoring each April in order to inform future updates of the housing trajectory as part of the Plans monitoring arrangements, once adopted.
Making decisions at Planning Committee in line with the adopted Local Development Plan	0%	▲	▲	The Local Development Plan (LDP) cannot form the statutory development plan for making either decisions at Planning Committee or delegated decisions until it is adopted by the Council. Action one explained that there is likely to be a delay in adopting the LDP of three to four months.
Monitoring overall Plan performance via the Annual Monitoring Report (AMR) and submit to Welsh Government	50%	●	●	The Local Development Plan (LDP) cannot be monitored on an annual basis until it has been adopted. The monitoring chapter within the LDP has been the subject of discussion at an Examination Hearing Session and minor amendments agreed with the Inspector. These amendments will be consulted upon as part of Matters Arising Changes, ahead of the Inspector issuing their Report on the Examination. The Council will therefore have the monitoring arrangements in place as part of the adopted LDP to ensure effective annual monitoring.
Referencing the Local Development Plan growth strategy in early work on a North Wales Strategic Development Plan (SDP)	0%	▲	▲	Work has not yet commenced on a North Wales Strategic Development Plan (SDP). It is anticipated that Corporate Joint Committees (CJC) will not be set up until Spring 2022 at the earliest.

Local Development Plan (LDP) Targets Measures

Measures Off Track

Area	Title
Local Development Plan (LDP) Targets	There are no measures off track for this section

There are no reportable measures for this period

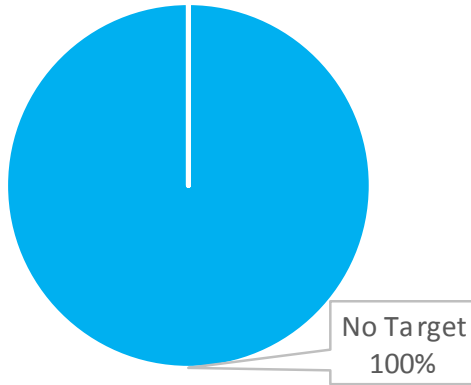
Tudalen 142

Spending Money for the Benefit of Flintshire Actions

Action	Percentage Complete	RAG	Outcome RAG	Comment
Encouraging and supporting commissioners and suppliers to generate additional well-being outcomes	50%	★	★	Procurement activity remains the largest contributor to increased social value and is a key area of focus for the workstream. Significant progress has been achieved during this reporting period, with a significant number of contracts supported for this reporting period.
Increasing the ability and confidence of local businesses to supply the public sector	15%	●	●	The Council continues to support, on a reactive basis, opportunities for local small businesses to become part of the supply chain, usually as sub-contractors within a larger construction project. Further work to open up public sector procurement opportunities to small businesses has been delayed by pandemic response work and will start in quarter three.
Reporting of the strategic well-being outcomes across the Council in place	100%	✔	★	The Council now has a robust software system to monitor the achievement of the strategic well-being outcomes through goods and services delivered on the Council's behalf by suppliers (social value).

Spending Money for the Benefit of Flintshire Measures

Spending Money for the Benefit of Flintshire Performance Measures



■ Off Track
 ■ Monitor
 ■ On Track
 ■ No Target

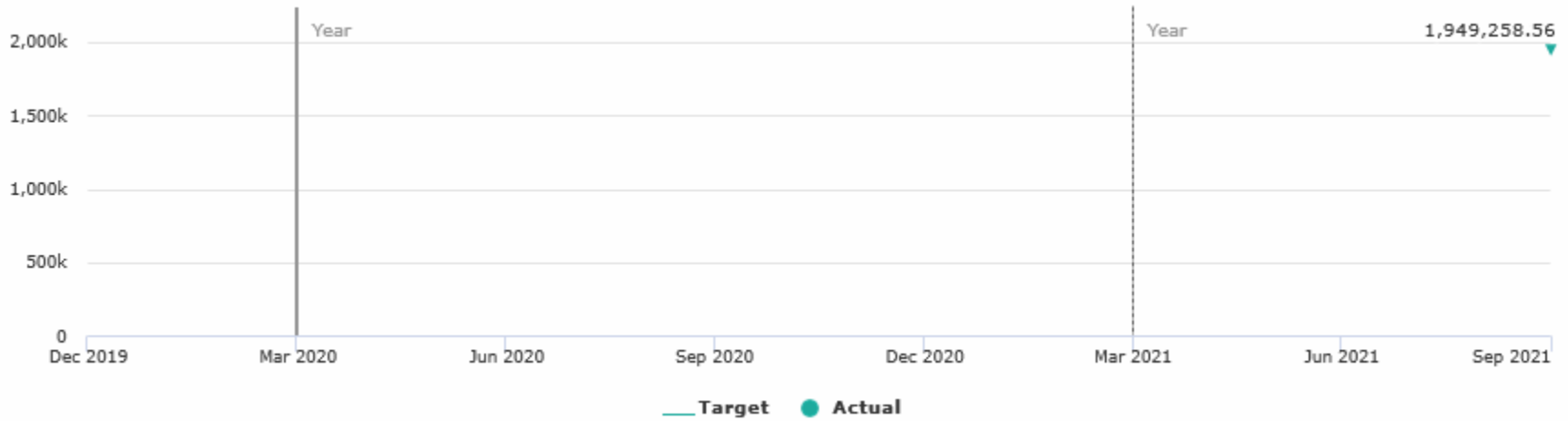
Measures Off Track

Area	Title
Spending Money for the Benefit of Flintshire	There are no measures off track for this section

Tudalen 144

Spending Money for the Benefit of Flintshire

Monetary value of community benefits as measured against the Flintshire Themes Outcomes and Measure



	Actual (YTD)	Target (YTD)	Last Year	Current RAG Rating
Tudalen 145	1,949,258.56			n/a
Comment				
£1,949,258.56 of social value has been reported on Impact as delivered so far for year to date.				

Spending Money for the Benefit of Flintshire

Number of contracts delivering community benefits



Tudalen 146

Actual (YTD)	Target (YTD)	Last Year	Current RAG Rating
1,949,258.56			n/a

Comment
<p>For the purpose of reporting, we shall use the number of contracts which have been awarded and completed within this period, which total 13.</p> <p>In the period between April 2021-September 2021, we have supported 70 contracts in total. These are at varying stages within the commissioning cycle, however of the 70:</p> <ul style="list-style-type: none"> • 11 are now in contract, • 57 are at planning/procurement stage, • two of which have completed.

Reducing Worklessness Actions

Action	Percentage Complete	RAG	Outcome RAG	Comment
Co-ordinating a multi-agency approach to support businesses to recruit people from disadvantaged groups	30%	●	▲	The Communities for Work programme in Flintshire is currently below target, however the number of employment and client engagements are now on the rise following a difficult period due to the pandemic. Face to face meetings between clients and mentors are now resuming and pathways have recently resumed in a classroom environment. These pathways have included hospitality, retail and construction, all sectors which have struggled with recruitment during the coronavirus pandemic. The strong partnership between Communities for Work, Working Wales and Jobcentre plus has seen many positive outcomes as a result of a joined up approach to training, recruitment and support for individuals wanting to enter or re-enter employment.
Delivering mentoring and wider support programmes to assist disadvantaged people to re-engage with the labour market	30%	●	▲	Communities for Work had a total of 181 completed engagements at the mid-year point, assisting disadvantaged people in gaining work and voluntary opportunities. The engagements varied from pre-employment training, online learning, sector specific pathways and virtual information events.

Reducing Worklessness Measures

Reducing Worklessness Performance Measures



■ Off Track
 ■ Monitor
 ■ On Track
 ■ No Target

Tudalen 148

Measures Off Track

Area	Title
Reducing worklessness	Number of individuals entering employment, learning or volunteering ▲
Reducing worklessness	Number of individuals receiving support

Reducing Worklessness

Number of individuals entering employment, learning or volunteering



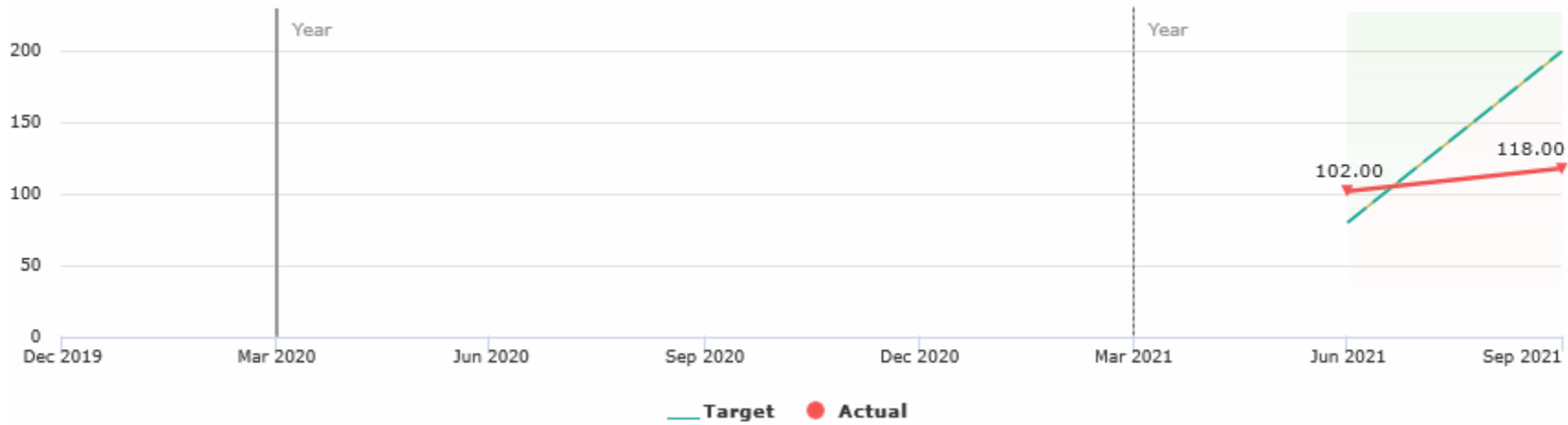
Tudalen 149	Actual (YTD)	Target (YTD)	Last Year	Current RAG Rating
	75.00	110.00		▲

Comment

In quarter one, 40 individuals entered employment. Quarter two saw 35 individuals enter employment having been successfully mentored with the Communities For Work programme in Flintshire. Employment sectors entered included construction, retail, logistics and production.

Reducing Worklessness

Number of individuals receiving support



Tudalen 150

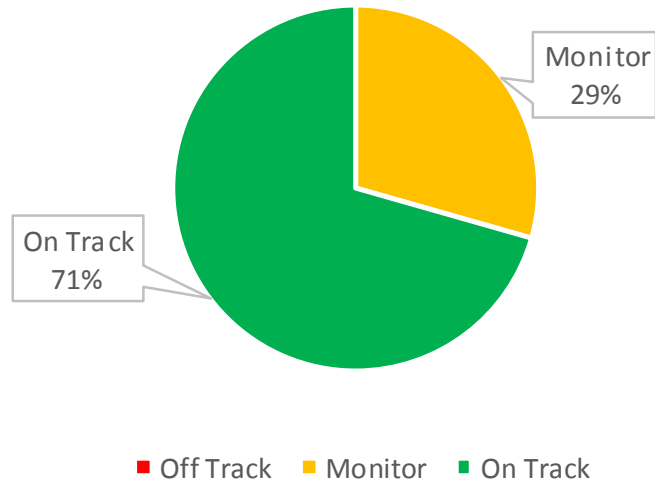
Actual (YTD)	Target (YTD)	Last Year	Current RAG Rating
220.00	280.00		▲

Comment
During quarter one 102 participants were supported through the Communities for Work programme receiving assistance in accessing training and employability skills in order to move them closer to the labour market. During quarter two 118 participants accessed this support. Training included Construction Skills, HGV, Administration, Health & Safety and Customer Service.

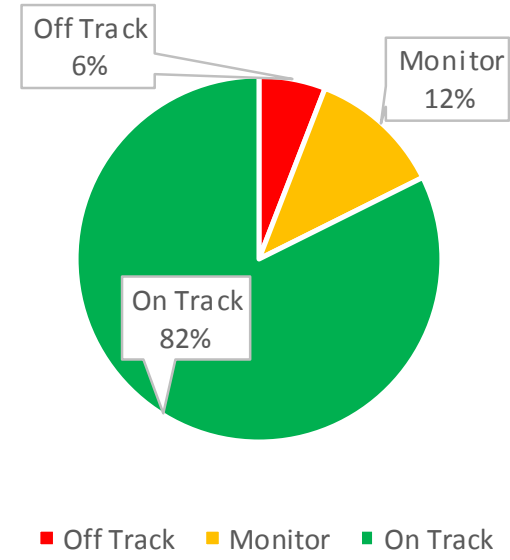
Personal and Community Wellbeing

Personal and Community Wellbeing Overall Performance

Personal and Community Wellbeing Action RAG Status

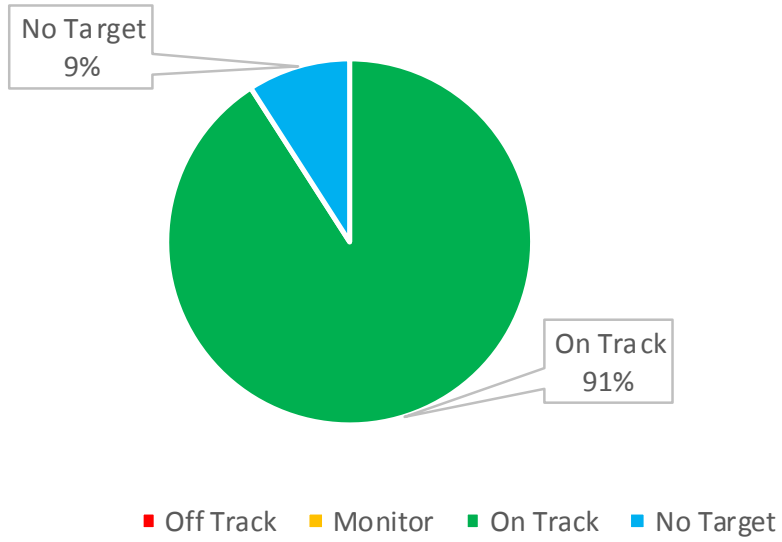


Personal and Community Wellbeing Outcome RAG Status



Tudalen 152

Personal and Community Wellbeing Performance Measures



Measures Off Track

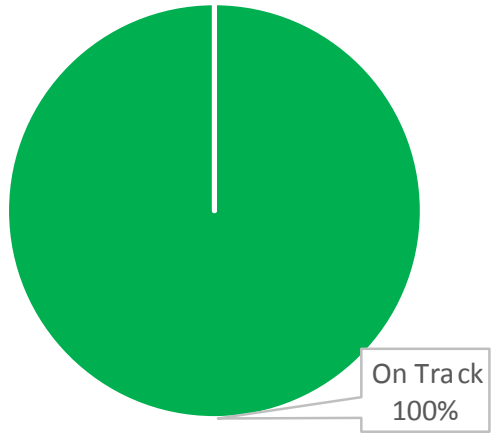
Area	Title
Personal Community and Wellbeing	There are no measures off track for this section

Independent Living Actions

Action	Percentage Complete	RAG	Outcome RAG	Comment
Developing and extend our approach to Micro Care supporting more people in their own homes	50%	★	★	Additional funding sources from the Foundational Economy to support the project until March 2022. An off framework contract has been developed to support direct commissioning of Microcarers. Work has started to integrate the opportunities into both Direct Payments Team and Brokerage.
Ensuring services for families with children aged 0-7 are better integrated through the 'Early Years Pathfinder' project	50%	●	●	The self-assessment of local arrangements to support families conducted by the Early Years Partnership last winter found that Flintshire was well placed to make swift progress by implementing the local actions identified in the self-assessment and the recommendations in the Early Intervention Foundation's report (June 2021). The work with Vanguard started last year to look at the family's journey through the early years pathway is now progressing through thinking and discussion around integration and transformation. A work programme is continuing for 2021-22. Work has been impacted by Covid-19 due to availability of key stakeholders, however progress is now being made. The plan for the remainder of the year is the development of the local Early Years strategy, to focus on the family experience as part of local work on multi-agency support pathways to ensure each child has a strong foundation for their future.
Increasing the number of people who are able to make their own care arrangements through a Direct Payment	50%	●	★	We are continuing to grow this service. We now have the Personal Assistant portal to assist, but we are facing the shortage of carer issue, as in all other services and areas.
Providing additional placements at Marleyfield House Care Home to support older people	100%	✔	★	The extension at Marleyfield House has now been completed and we have opened an additional 32 beds to take the total capacity to 64. This includes 48 permanent residents and 16 short term reablement residents who are supported to transition from hospital home as quickly as possible.

Independent Living Measures

Independent Living Performance Measures



■ Off Track ■ Monitor ■ On Track ■ No Target

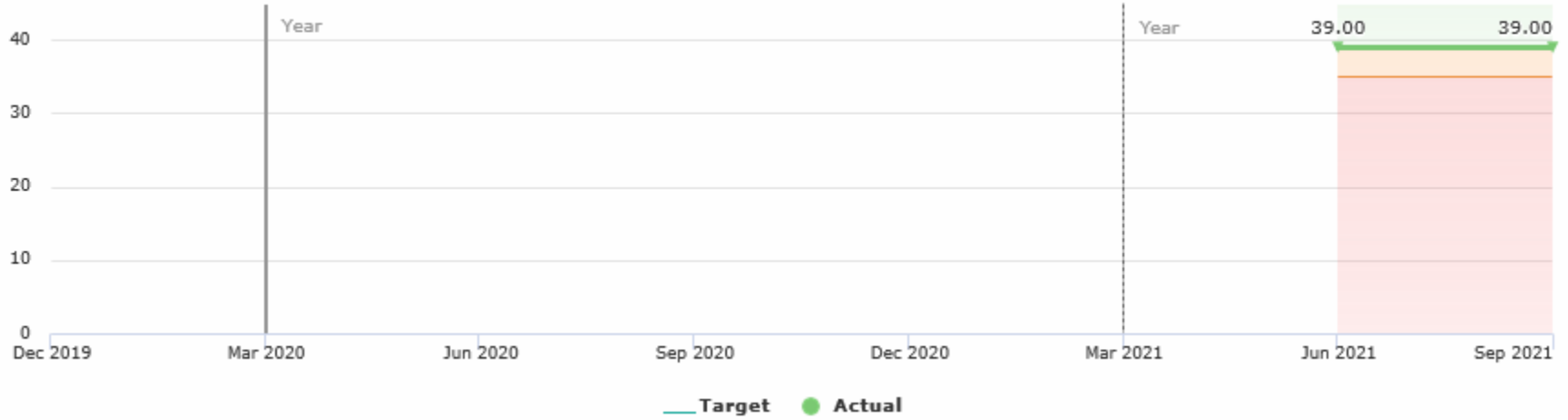
Measures Off Track

Area	Title
Independent Living	There are no measures off track for this section

Tudalen 155

Independent Living

Direct Payments as a % of ~~home-based services~~



Tudalen 156

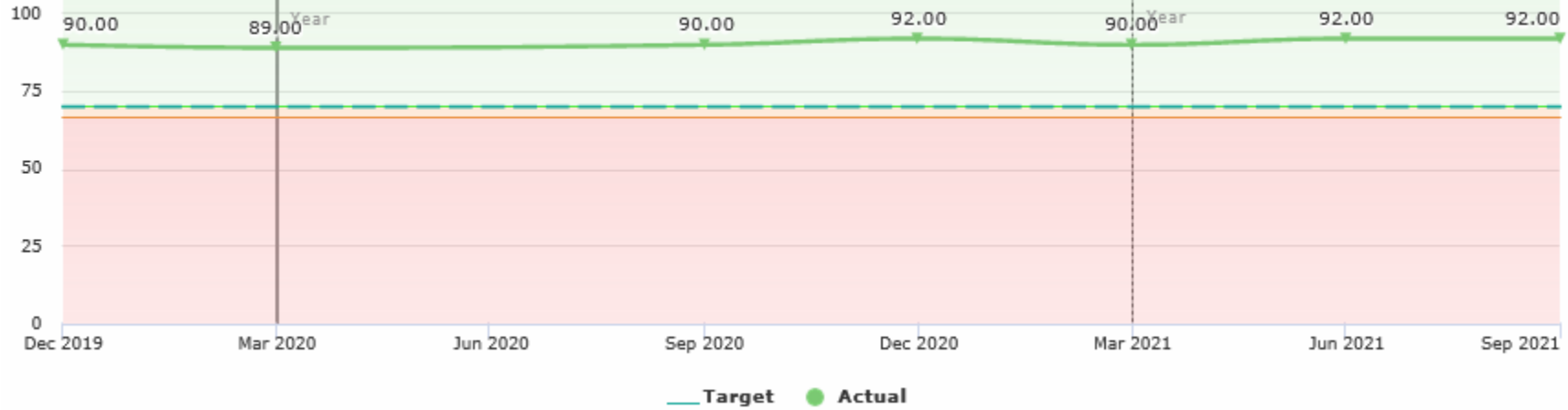
Actual (YTD)	Target (YTD)	Last Year	Current RAG Rating
39.00	39.00		★

Comment

Our mid-year outturn is consistent with previous quarters. Our intention to increase the use of direct payments has been impacted by shortage of direct care staff. We are experiencing this across the whole direct care service, both in house and in the independent sector.

Independent Living

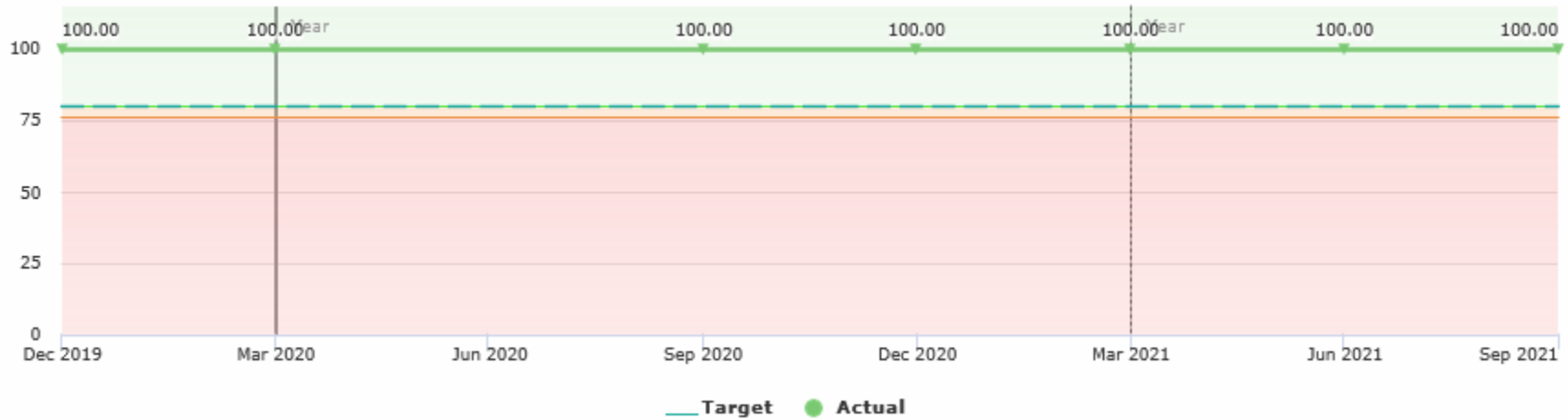
Percentage of equipment that is re-used



Tudalen 157	Actual (YTD)	Target (YTD)	Last Year	Current RAG Rating
	92.00	70.00	90.00	★
Comment				
<p>The standard of 70% is set nationally by the "National Minimum Standards for Community Equipment Services in Wales". However, the North East Wales Community Equipment Service (NEWCES) consistently achieve better than what is requested, with an average of approximately 90% re-use of equipment rather than throwing it away. By doing this there is a yearly cost avoidance of over £2m.</p>				

Independent Living

Percentage of requests for equipment that meet or exceed the national 7 Day standard



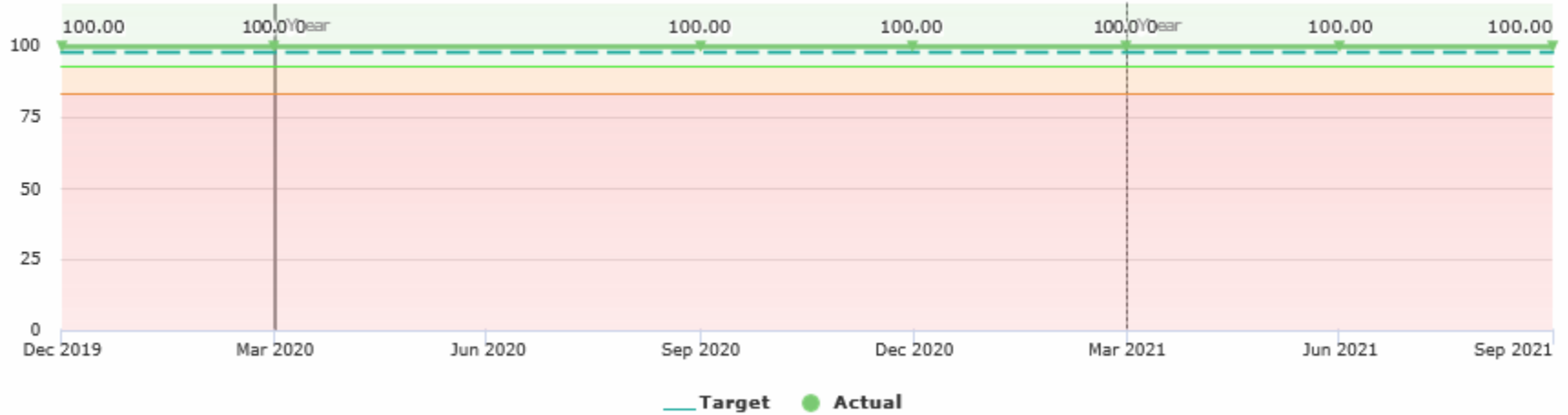
Tudalen 158

Actual (YTD)	Target (YTD)	Last Year	Current RAG Rating
100.00	80.00	100.00	★

Comment
The North East Wales Community Equipment Service continue to provide 100% of equipment requests within the 7 day national standard.

Independent Living

Percentage of urgent requests for equipment that meet or exceed the national 1 Day response standard



	Actual (YTD)	Target (YTD)	Last Year	Current RAG Rating
Tudalen 159	100.00	98.00	100.00	★

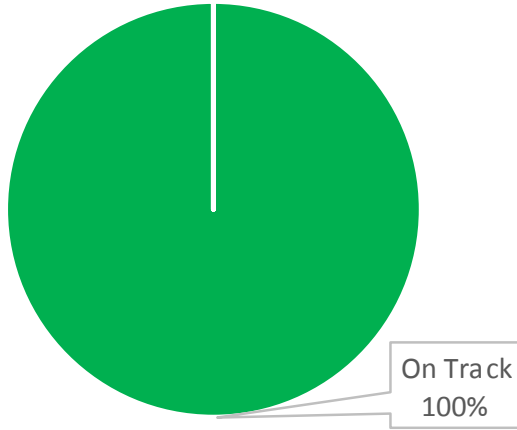
Comment	
The North East Wales Community Equipment Service continue to be above target for urgent requests (1 day response time).	

Safeguarding Actions

Action	Percentage Complete	RAG	Outcome RAG	Comment
Developing and relaunching our corporate e-learning package to reflect the new safeguarding procedures. This will include extending access to the safeguarding e-learning module to key partners	0%	★	★	We are awaiting updated safeguarding procedures from Welsh Government.
Implementing an 'active offer' of advocacy support for people involved in the safeguarding process	50%	●	★	Tros Gynnal Plant have been attending team meetings in Children's Services to promote the use of advocates for families going through the safeguarding process. In Adult Safeguarding, staff have been made aware of the need to offer advocacy; data will be collected in the second half of this year to evidence how this is progressing.
Promoting the 'duty to report' so our employees understand their responsibility to report safeguarding concerns	50%	★	★	Information on the Duty to Report has been included in Member safeguarding training, the Council's Safeguarding Awareness training, and the mandatory e-learning for all Council employees.

Safeguarding Measures

Safeguarding Performance Measures



■ Off Track ■ Monitor ■ On Track ■ No Target

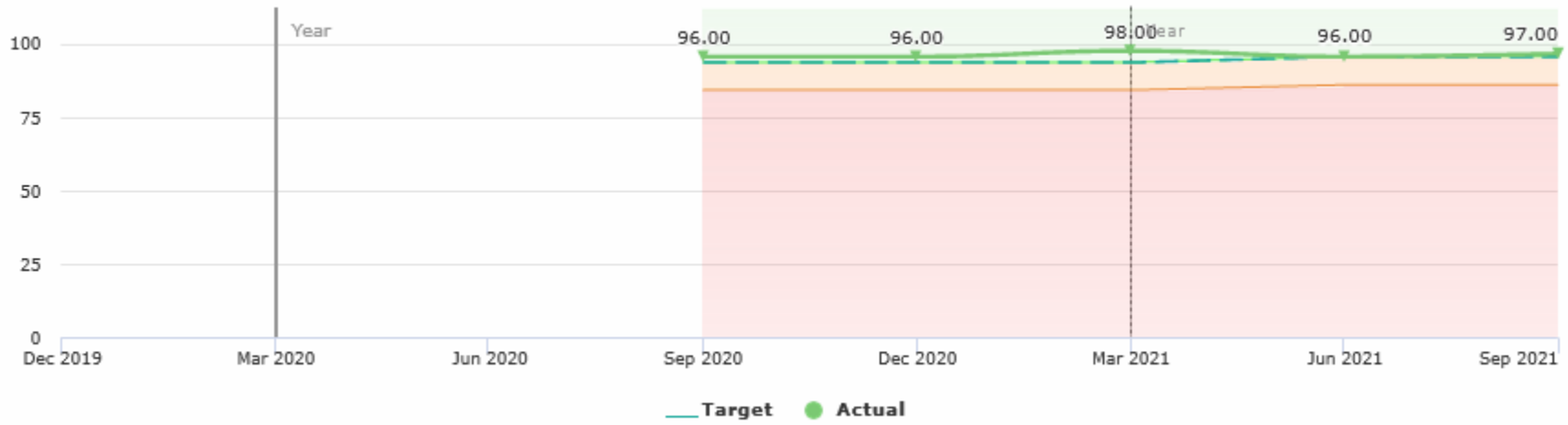
Measures Off Track

Area	Title
Safeguarding	There are no measures off track for this section

Tudalen 161

Safeguarding

The percentage of adult safeguarding enquiries that met the 7 day timescale



Tudalen 162

Actual (YTD)	Target (YTD)	Last Year	Current RAG Rating
96.50	96.00	96.00	★

Comment

The safeguarding unit continue to meet target for processing safeguarding enquiries.

Safeguarding

The percentage of children who were reported as having run away who were offered a return interview



Tudalen 163	Actual (YTD)	Target (YTD)	Last Year	Current RAG Rating
		100.00	100.00	80.00
Comment				
All children reported missing should be offered a return interview. In 2020/21 we measured the percentage of children who agreed to an interview; the chart shows that a number of young people chose not to engage with the process. From April 2021, we changed the measure to reflect our performance in offering an interview.				

Direct Provision to Support People Closer to Home Actions

Action	Percentage Complete	RAG	Outcome RAG	Comment
Developing the services we offer to provide respite for families with disabled children	100%	✔	★	Services are in place. However, delivery is currently impacted by the national shortage of carers.
Extending Croes Atti Care Home for older people, with a focus on dementia care; complete the planning phase	50%	★	★	A Health and Social Care programme board has been set up with terms of reference agreed to oversee the rebuild of Croes Atti, progress is being made with regards to land transfer from BCUHB to Local Authority. Concept design is in progress.
Growing our in-house fostering service to support more looked after children	50%	★	★	Flintshire is now part of Foster Wales, a National Network of 22 local authorities dedicated to increasing the number of Local Authority Foster Carers. Foster Wales launched in July 2021 and benefited from a National Tv campaign in September 2021, a recruitment strategy is being developed to establish what needs to be done locally. The target for 2021/22 is to approve ten carers. Seven have been approved and four are currently in progress. Since the recruitment campaign was launched, we have received 50 new enquiries from prospective foster carers.
Growing our in-house homecare service to support more people to live at home	50%	●	●	We are facing challenges in recruitment across the care sector. As part of the rebalancing agenda we are seeking to increase market share by growing our in house home care service. The homecare service has increased its market share to 16% of the overall market. This relates to an additional 16 staff who have been recruited to increase capacity.
Setting up a registered Children's Home to help avoid the need for residential placements outside Flintshire	50%	★	★	Progress to date includes: <ul style="list-style-type: none"> • Appointment of a construction partner • Plans have been developed and submitted for planning approval Local ward member and the community have been appraised of the plans and our vision • Subject to planning consent, and the provision of a bat license, work will commence on the site in October 2021 • The target date to complete the refurbishment is June 2022. At this point, we will be in a position to submit our application for registration with Care Inspectorate Wales (CIW)

Direct Provision to Support People Closer to Home Measures

Measures Off Track

Area	Title
Direct Provision to Support People Closer to Home	There are no measures off track for this section

There are no reportable measures for this period

Local Dementia Strategy Actions

Action	Percentage Complete	RAG	Outcome RAG	Comment
Developing a Flintshire Dementia strategy that sets a shared vision, and action, for the next phase of developing good dementia support for individuals, families, carers and communities	50%	★	★	Consultation with stakeholders and the community has been completed. Final actions are now being drafted before publication.
Working with registered Care homes providers and health partners to develop more long term nursing care placements for people who have dementia	50%	●	▲	The pressures in the care home sector are widely recognised nationally and the challenges in recruiting workforce is having a significant impact on Flintshire care homes. This is particularly the case in regards to nursing care. A new post has commenced in September looking at market sustainability in Flintshire.

Tudalen 166

Local Dementia Strategy Measures

Measures Off Track

Area	Title
Local Dementia Strategy	There are no measures off track for this section

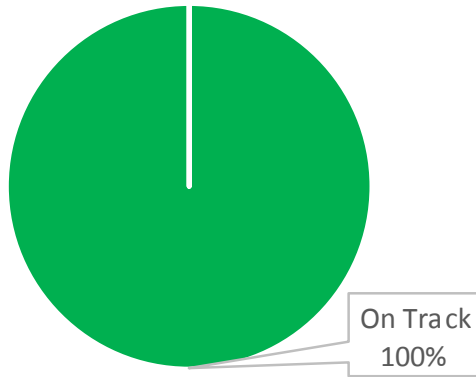
There are no reportable measures for this period

A Well-connected, Safe and Clean Local Environment Actions

Action	Percentage Complete	RAG	Outcome RAG	Comment
Keeping our local communities clean and safe through engagement, education and environmental enforcement	50%	★	★	Quarters one and two of 2021/22 have been successful with four education and engagement campaigns delivered. More will be programmed for delivery as inelegance of areas of poor Local Environmental Quality (LEQ) are identified.
Protecting residents and our environment from pollution and other public health and safety hazards by achieving the Streetscene Standard	50%	★	★	The service continues to deliver against the approved Streetscene Standards.
Working with local communities to inform a long term vision and delivery plan for using the Flexible Funding Grant programme to achieve positive outcomes for people	70%	★	★	<p>Planning for community consultation as part of the Shotton Action Plan has commenced. This is ongoing.</p> <p>Community Consultation within the Holway area has commenced and actions raised by the residents are being implemented. To date there has been consultation regarding the services and groups that would support various ages living in the area that could be delivered from the newly refurbished Community Centre and playing fields.</p> <p>An Open Day at the Community Centre is planned for October half term to further engage the residents in planning services together.</p> <p>We work collaboratively with our partners in other Portfolios and in other agencies to undertake our consultation exercises so as to reduce duplication when planning service delivery.</p>

A Well-connected, Safe and Clean Local Environment Measures

A Well-connected, Safe and Clean Environment Performance Measures



■ Off Track ■ Monitor ■ On Track ■ No Target

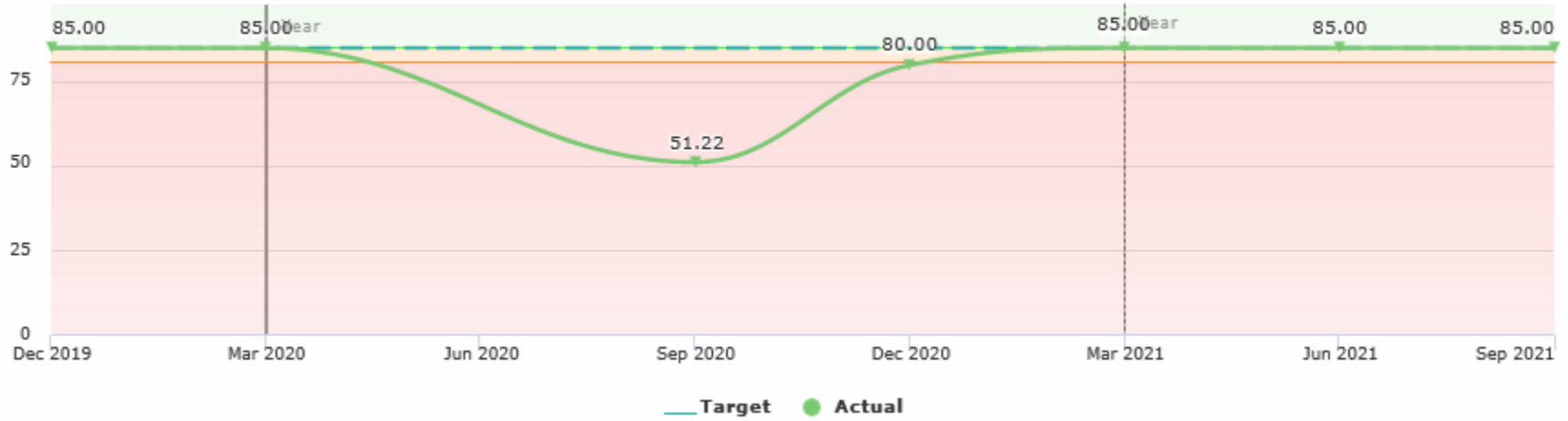
Measures Off Track

Area	Title
Local Dementia Strategy	There are no measures off track for this section

Tudalen 169

A Well-connected, Safe and Clean Local Environment

Achieve minimum level of agreed Streetscene standards



Tudalen 170

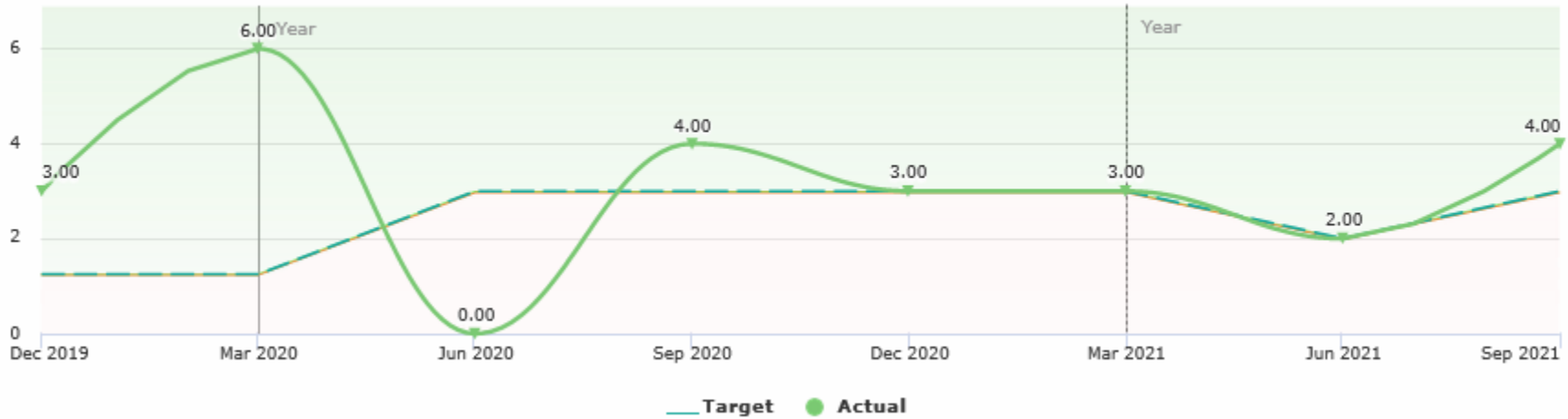
Actual (YTD)	Target (YTD)	Last Year	Current RAG Rating
85.00	85.00	51.22	★

Comment

The service continues to deliver against the approved Streetscene Standards.

A Well-connected, Safe and Clean Local Environment

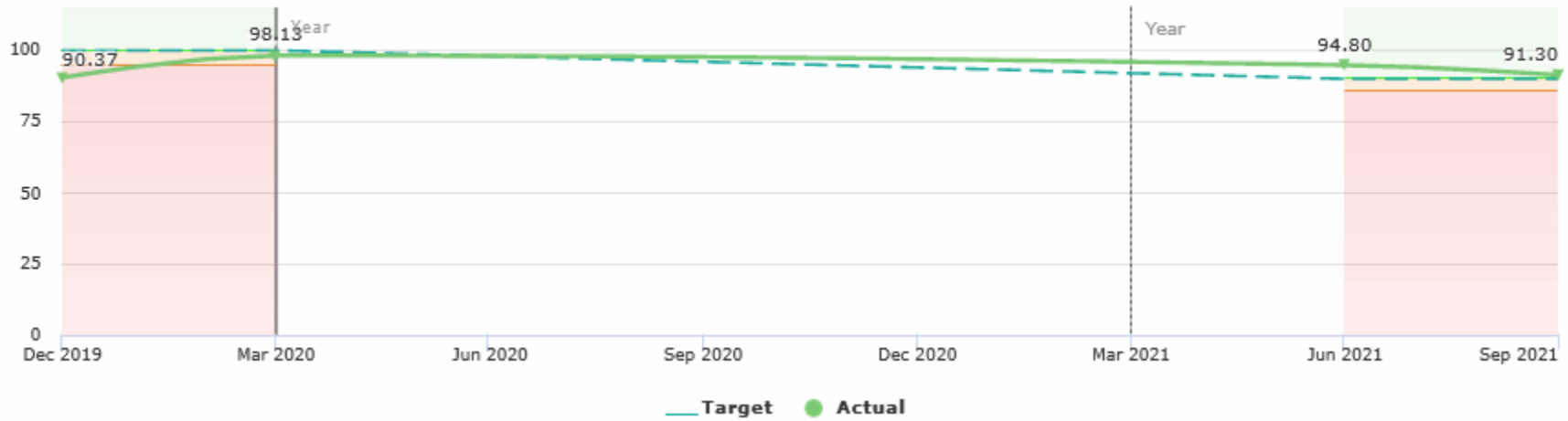
Number of targeted environmental educational campaigns



	Actual (YTD)	Target (YTD)	Last Year	Current RAG Rating
Tudalen 171	6.00	5.00	4.00	★
Comment				
Four education and engagement campaigns took place between the dates July 2021 to September 2021 in response to escalating fly-tipping and littering events in residential areas, predominantly back alleyways and green open spaces. Information letters and waste education packs have been delivered to properties, along with advice on how to recycle and dispose of waste correctly.				

A Well-connected, Safe and Clean Local Environment

Progress actions to avoid non-payment of all FPN / PCN



Tudalen 172

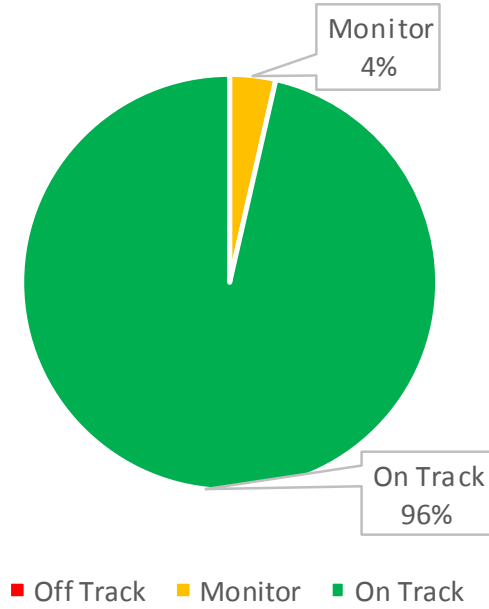
Actual (YTD)	Target (YTD)	Last Year	Current RAG Rating
91.30	90.00		★

Comment
91.3% of expected income has been received to date. For the Period of July to September, there was a total of 705 Penalty Charge Notices (PCNs) issued, out of these there are still outstanding payments for 61 PCNs. Any outstanding payments will be progressed via the formal recovery process.

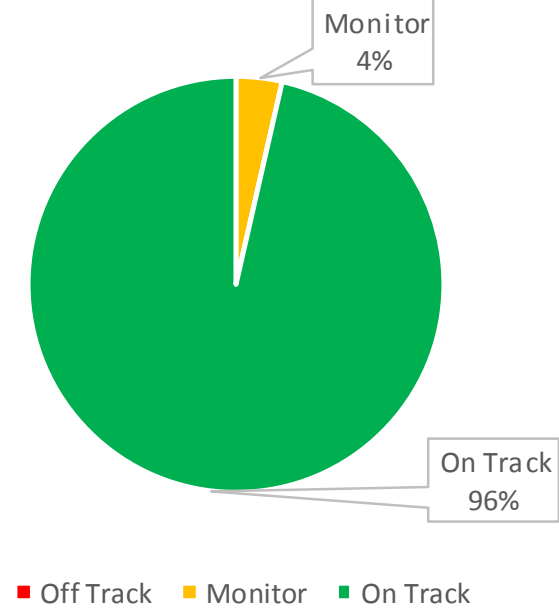
Education and Skills

Education and Skills Overall Performance

Education and Skills Action RAG Status



Education and Skills Outcome RAG Status



Tudalen 174

Measures Off Track

Area	Title
Education and Skills	There are no measures off track for this section

There are no reportable measures for this period

Educational Engagement and Achievement Actions

Action	Percentage Complete	RAG	Outcome RAG	Comment
Continuing to broaden the offer of alternative education opportunities to support learner engagement	50%	★	★	The offer to Key Stage 4 (KS4) pupils has been increased and broadened to include a range of options alongside the more traditional vocational opportunities. Work is underway to explore Covid safe practice relating to work experience options. A Key Stage 2 (KS2) Alternative Education coordinator has been appointed to offer provision for vulnerable learners and to support schools in the development of their own programmes.
Continuing to improve attendance and reduce exclusions to maximise educational achievement	60%	★	★	The roles of officers in relation to matters of attendance and exclusion have been redefined. The Education Welfare Service now has regular representation on the Early Help Hub to facilitate early intervention and engagement. Data requirements have been identified in relation to these two areas and this is being used to inform practice. Schools/pupils are being identified and targeted for intervention and support.
Tudalen 1/6 Maintaining support for the rollout of the revised curriculum for pupils from 3-16 which better prepares them for their future lives and employment	33%	★	★	All schools have access to a national professional learning offer as part of the support to schools for the new Curriculum for Wales. This cross regional offer is aimed at supporting all school practitioners, and focuses initially on Senior Leaders with the following themes: <ul style="list-style-type: none"> • Leading Change • Leadership for the new curriculum • Developing a Shared Vision • Planning for Curriculum Change – to include curriculum design, progression and assessment • Leading Pedagogy • Time and Space for Professional Learning All school leaders have been offered workshops on vision and curriculum planning for Curriculum for Wales, which has encompassed early thinking on planning for progress and the place of the 12 pedagogical principles in the curriculum. By the end of July 2021, 67.5% of Flintshire schools had attended one or more of these workshops. A high number of Flintshire teachers have also expressed an interest in contributing to the ongoing support programme for schools through the new Areas of Learning Experience (AOLE) teams being established across the region. Regional presentations for school leaders on the key elements of the new assessment guidelines have been introduced to clusters, with exemplars of how this could look like within a school context from September 2022.

Educational Engagement and Achievement Actions

Action	Percentage Complete	RAG	Outcome RAG	Comment
Continuing to support the raising of standards at all key stages to enable onward learner progression	33%	★	★	<p>Extensive high level Reform Journey training for schools leaders has been delivered across the region and will continue through the autumn term.</p> <p>All schools are actively involved in Curriculum for Wales Cluster collaboration. All school leaders have been offered workshops on vision and curriculum planning for Curriculum for Wales.</p> <p>Support is now being targeted to ensure that all schools will have a clear plan identifying actions for 2021-22 so that they are in a position to meet the new statutory requirements for September 2022. Each plan will identify how schools address specific aspects including professional learning to support all staff; effective deployment of grants; trialing and evaluating approaches within curriculum design across all 6 Areas of Learning Experiences (AOLEs) and wider engagement with stakeholders. All Flintshire schools have an allocated Supporting Improvement Adviser (SIA) through the regional school improvement service (GwE). Contact during the first half term of autumn 2021 is focusing on ensuring that each school has a robust school development plan in place.</p> <p>Almost all schools have engaged effectively with local 'alliances' or 'clusters' where they have collaborated with peers to identify, develop and share blended learning resources. The number of school-to-school resources available via the GwE Support Centre now totals over 200 and the number of 'visits' since launch is almost 40,000 with the number of resources downloaded since launch reaching nearly 8,000.</p> <p>In secondary schools, teaching and learning leaders in schools have been involved in discussions through forums on what they see as their strengths and development needs for improving pedagogy in their schools. This has fed into the professional development offer for 2021 -2022. On request, some schools have received input on what makes good teaching and learning for progress, with training developed based on the 12 principles. Planning for the Teaching and Learning offer is ongoing.</p> <p>Support has continued for the very small number of schools in Flintshire who are in an Estyn category. This has resulted in improved planning for teaching and learning. Repeated, regular visits/meetings with schools have involved training staff, collaboratively support them in planning and assessing learner progress, how to track and use this to move learners forward and inform their provision, monitoring the impact of activities to date and identifying and sharing resources pertinent to school/learner needs within the setting.</p>

Digital Learning Opportunities Actions

Action	Percentage Complete	RAG	Outcome RAG	Comment
Continuing to support learners who are 'digitally disadvantaged' to access IT devices to promote equity and engagement	33%	★	★	<p>Bespoke support is provided by the Primary Learning Adviser and the Council's IT services. A shared officer between Flintshire and Wrexham is engaged to support with connectivity as needed on a case by case basis. Schools in Flintshire are reminded on a termly basis to ensure this is kept as a priority and asked if any digitally disadvantaged learners have been identified that need support with either devices or connectivity that the school cannot support with. The home school will support in the majority of cases, all schools have met their ratio for desktop devices and have contingency devices available for disadvantaged learners as needed.</p> <p>If the school does not have sufficient devices for any reason the Council will signpost other bodies and charitable funding that can be accessed, schools can also use their Pupil Development Grant funding or saved funding for IT sustainability.</p> <p>Flintshire Education and Youth Portfolio are working on an <i>Edtech</i> strategy model document for schools. This is being consulted on currently and includes a section on addressing digital disadvantage.</p>
Developing a new delivery plan for Integrated Youth Services with a greater focus on digital engagement to increase participation	75%	★	★	<p>The consultation exercise with young people and wider stakeholders has been completed. This has informed the new delivery plan for Integrated Youth Services which is now going through final editing before moving through the Cabinet and Scrutiny cycle for approval.</p>
Increasing take-up of digital learning opportunities supported by Aura	50%	★	★	<p>Adult Community Learning and Learn my Way schemes now open and available. Libraries able to offer these learning opportunities in person and online now restrictions have been listed/relaxed.</p>
Increasing the range of digital material hosted on the North East Wales Archive website and other digital services to encourage greater participation with the service	50%	★	★	<p>Acquired a large-format scanner with Welsh Government funding. We now have two operational scanners which increases capacity for digitisation.</p> <p>We have taken the opportunity of one of our archivists being seconded to the Ruthin branch of North East Wales Archives to replace him with two archive assistants who both have digitisation in their work programmes and thus increase capacity.</p> <p>We are active in a North Wales initiative to establish priority documents for digitisation.</p>
Providing community training for online learning platforms in a partnership with Aura and Adult Community Learning	50%	★	★	<p>Adult Community Learning scheme on track to meet target for April 2022.</p>

Digital Learning Opportunities Actions

Action	Percentage Complete	RAG	Outcome RAG	Comment
Providing digital art workshops based on collections at Gladstone Library, in an Arts Council Funded partnership with Gladstone Library and visual artist	50%	★	★	Workshops being delivered in October/November 2021.
Supporting schools and wider education services to increase their digital offer for children and young people	33%	★	★	The Education and Youth Portfolio continues to support and monitor access to digital learning including for those learners who may require support with either devices or connectivity. This is undertaken through regular discussion with and updates from schools. Bespoke support is provided by the Primary Learning Adviser and the Council's IT services. All schools have met their ratio for desktop devices and have contingency devices available for disadvantaged learners as needed. Work is under way on developing a Flintshire <i>Edtech</i> strategy model document for schools. This is being consulted on currently. Schools have unlimited access to the resources on Hwb, the Wales Government education platform. All schools in the region have distance learning modules that they can access via the regional school improvement service (GwE).

Tudalen 180

Learning Environments Actions

Action	Percentage Complete	RAG	Outcome RAG	Comment
Increasing usage of community spaces in re-developed Flint Library and Wellbeing Hub	50%	★	★	Spaces now being utilised by community partners as Covid restrictions are lifted/relaxed.
Progressing the North East Wales Archive funding bid through the Stage 1 Heritage Horizons Award of the National Heritage Lottery Fund	100%	✓	★	The stage-one funding bid to National Lottery Heritage Fund was submitted. Unfortunately it was not successful.
Providing high quality learning environments through the Council's capital investment programme and Welsh Government grant funding streams	85%	★	★	The building at Ysgol Castell Alun, Hope was handed over in September, external works continue with an anticipated completed of December 2021. The project at Ysgol Brynfford is making good progress and will be complete prior to Christmas, a number of months earlier than planned. The community hub at Queensferry campus (Ty Calon) was completed during September, with work anticipated to be complete at Queensferry CP during October, external works on the site will continue until February 2022.

Judalen 181

Learning Community Networks Actions

Action	Percentage Complete	RAG	Outcome RAG	Comment
Continuing to support learners who are 'digitally disadvantaged' to access IT devices to promote equity and engagement	0%	●	●	Progression of contractual arrangements for the North East Wales Archives is currently paused because our Heritage Horizons grant application was not successful. However, other funding options are being explored. The contractual arrangements cannot be completed until there is a building solution as many aspects of the contract will be related to the premises.
Developing a new delivery plan for Integrated Youth Services with a greater focus on digital engagement to increase participation	75%	★	★	The Adult Community Learning Delivery Plan for Flintshire 2021-2022 was finalised and submitted to Welsh Government in June 2021. This included planned 25,218 hours of provision for learners. The partnership is continuing to develop its strategy to effectively plan and publicise Adult Community Learning (ACL) funded courses and to raise its profile. Terms of reference for the new partnership have been agreed. A lead providers' sub-group has been established, and meetings calendared. Work to implement the provision plan is underway. The partnership held a focus week at the start of September 2021 as a formal launch and with a view to increasing the profile of adult community learning on social media for learners in Flintshire and Wrexham.
Increasing take-up of digital learning opportunities supported by Aura	33%	★	★	Following Cabinet approval, the North East Wales Adult Community Learning (ACL) Partnership is now established between Flintshire and Wrexham. The Partnership meets regularly throughout the year and has agreed terms of reference. In accordance with Welsh Government guidance on roles and remits for ACL partnerships, the core membership is represented by local authorities, further education institutes, higher education institutes and third sector organisations. The forward plan is focusing on ensuring that there is a comprehensive range of provision across both counties, which meets the priorities outlined within the Adult Learning in Wales policy statement. This includes focus on: <ul style="list-style-type: none"> • Essential Skills, English for Speakers of Other Languages (ESOL) and Digital Literacy. Support opportunities for learner progression into further or higher provision, or into employment (paid or voluntary), as appropriate – linked to the priorities identified by the regional Skills Partnerships; • Support opportunities for informal learning; and • Support and develop the use of technology in the delivery of blended learning programmes.
Increasing the range of digital material hosted on the North East Wales Archive website and other digital services to encourage greater participation with the service	50%	★	★	All Aura libraries have Open Learn champions in place to assist with signposting.

Learning Community Networks Actions

Action	Percentage Complete	RAG	Outcome RAG	Comment
Providing community training for online learning platforms in a partnership with Aura and Adult Community Learning	50%	★	★	Learning opportunities remain available at all Aura libraries.

Specialist Educational Provision Actions

Action	Percentage Complete	RAG	Outcome RAG	Comment
<p>Completing the build project for Plas Derwen (Pupil Referral Unit) to transform the delivery of this specialist service</p> <p style="writing-mode: vertical-rl; transform: rotate(180deg);">Tudalen 184</p>	90%	★	★	<p>The Flintshire Welsh Advisory Team have delivered on-line training for Welsh co-ordinators in Flintshire primary schools. English medium primary schools have received a copy of 'Language patterns to Develop Welsh in English medium Primary Schools.' This resource, developed in- house, has been well received by schools. It focuses on suitable everyday Welsh language and planning Welsh across the curriculum.</p> <p>Cluster work for Welsh is continuing to develop with the first meeting of the new academic year for Welsh Language Cluster Coordinators held in September. Two successful Welsh Language Development Days were also held at Ysgol Maes Garmon, for Year 6 pupils from across Flintshire schools.</p> <p>The Siarter Iaith (Language Charter) Co-ordinator has completed progress reports for the region which will feed into a composite report for Welsh Government. Funding has been allocated to the Welsh medium cluster to support Siarter Iaith and Cymraeg Campus activities for 2021-2022. During the summer term, a Flintshire primary school was the first school in North Wales to achieve the Silver Award for Cymraeg Campus. Network meetings of Heads of Welsh Departments in secondary schools have been held. A number of these meetings were arranged collaboratively as a region as well as in smaller local authority networks. Skills working groups have been established across the region with three working groups meeting to discuss strategies and collate resources for oracy, reading and writing interventions in Key Stage 3. Teachers were offered a series of workshops to offer specific training on several Google for Education apps. GwE are currently offering a programme of specific training for Welsh departments on their Reform Journey towards the delivery of the Curriculum for Wales.</p>
<p>Continuing to embed the implementation plan to deliver a new statutory approach for supporting children and young people with additional learning needs from 0-25 years</p>	50%	●	★	<p>A Welsh Language Officer has been permanently appointed into the Youth Service Team to extend the range of bilingual service and provide training and support to youth services staff to be more confident in the use of Welsh in their clubs and activities. Two Immersion Youth Workers working directly in secondary schools are fully bilingual. All social media content for the Youth Service is fully bilingual. An audit was undertaken of the Welsh language skills of the play workers who delivered the summer play schemes which identified more staff with Welsh language skills than was previously thought. Welsh medium play schemes were provided in the summer holidays and staff in English medium play schemes were actively encouraged to use everyday Welsh with the children. Informal observations of the children at play identified that many were spontaneously using their Welsh language skills by personal choice.</p>

Specialist Educational Provision Actions

Action	Percentage Complete	RAG	Outcome RAG	Comment
Developing a long term strategy to ensure sufficient and appropriate capacity to support learners with a range of additional educational needs that maximises local expertise and financial resources	40%	★	★	A feasibility survey has been commissioned following agreement at Programme Board. Meetings have taken place between officers, headteachers and the architects to clarify the provision requirements and an options document is nearing completion. This will be presented for discussion with senior Council leaders before Christmas.
Increasing the capacity of Plas Derwen staff to delivery more outreach work to share their expertise across the schools workforce	40%	★	★	Additional temporary staff have been appointed to support the delivery of services such as Nurture Outreach and the revised model for this area of service has been shared via Headteacher Federation meetings. A temporary Fresh Start Coordinator has also been appointed to coordinate the bespoke packages for individuals who require a more tailored package of education. The staff teams and pupils are settling themselves in the new Plas Derwen building and once the school community is more established, further consideration will be given to the implementation of the broader outreach model to be offered.

Welsh Education Strategic Plan (WESP) Actions

Action	Percentage Complete	RAG	Outcome RAG	Comment
Continuing to improve pupils' standards of Welsh in all schools to encourage greater bilingualism	33%	★	★	<p>The Flintshire Welsh Advisory Team have delivered on-line training for Welsh co-ordinators in Flintshire primary schools. English medium primary schools have received a copy of 'Language patterns to Develop Welsh in English medium Primary Schools.' This resource, developed in- house, has been well received by schools. It focuses on suitable everyday Welsh language and planning Welsh across the curriculum.</p> <p>Cluster work for Welsh is continuing to develop with the first meeting of the new academic year for Welsh Language Cluster Coordinators held in September. Two successful Welsh Language Development Days were also held at Ysgol Maes Garmon, for Year 6 pupils from across Flintshire schools.</p> <p>The Siarter Iaith (Language Charter) Co-ordinator has completed progress reports for the region which will feed into a composite report for Welsh Government. Funding has been allocated to the Welsh medium cluster to support Siarter Iaith and Cymraeg Campus activities for 2021-2022. During the summer term, a Flintshire primary school was the first school in North Wales to achieve the Silver Award for Cymraeg Campus. Network meetings of Heads of Welsh Departments in secondary schools have been held. A number of these meetings were arranged collaboratively as a region as well as in smaller local authority networks. Skills working groups have been established across the region with three working groups meeting to discuss strategies and collate resources for oracy, reading and writing interventions in Key Stage 3. Teachers were offered a series of workshops to offer specific training on several Google for Education apps. GwE are currently offering a programme of specific training for Welsh departments on their Reform Journey towards the delivery of the Curriculum for Wales.</p>
Extending the range of youth services which can be delivered bilingually to encourage young people to retain and use their Welsh language skills into early adulthood	50%	★	★	<p>A Welsh Language Officer has been permanently appointed into the Youth Service Team to extend the range of bilingual service and provide training and support to youth services staff to be more confident in the use of Welsh in their clubs and activities. Two Immersion Youth Workers working directly in secondary schools are fully bilingual. All social media content for the Youth Service is fully bilingual. An audit was undertaken of the Welsh language skills of the play workers who delivered the summer play schemes which identified more staff with Welsh language skills than was previously thought. Welsh medium play schemes were provided in the summer holidays and staff in English medium play schemes were actively encouraged to use everyday Welsh with the children. Informal observations of the children at play identified that many were spontaneously using their Welsh language skills by personal choice.</p>

Welsh Education Strategic Plan (WESP) Actions

Action	Percentage Complete	RAG	Outcome RAG	Comment
Improving the Welsh language skills of staff in schools to more effectively support learners and the delivery of the curriculum	33%	★	★	<p>The Flintshire Welsh Advisory Team delivered on-line training for Welsh Co-ordinators during September. English medium primary schools have received a copy of the resource developed by the team, 'Language patterns to Develop Welsh in English medium Primary Schools.' Training is underway this term for Newly Qualified Teachers or teachers who are new to the Welsh language Foundation Phase and Key Stage 2. An additional session has been put on to Met increased demand as a result of the Welsh Government funded scheme for newly qualified teachers during this autumn term.</p> <p>Two Flintshire teachers completed in summer 2021, the Sabbatical Scheme, Welsh in a Year Course 2020-21. There are 21 Flintshire practitioners currently completing the 'Croeso' on line training: Practitioners in Education.</p>
Tudalen 187 Increasing the capacity and take up of Welsh medium education to achieve Welsh Government targets	33%	★	★	<p>A draft 10 year Welsh Education Strategic Plan is currently being finalised for consultation at the end of October 2021. The consultation period will run for eight weeks before submission to Welsh Government for approval in January 2022.</p> <p>In response to local demand for Welsh medium education in the Shotton area, the local authority was able to utilise a school building freed up by an amalgamation/new build in the English medium primary sector to create additional Welsh medium provision. This site is known as Glannau Dyfdrwy, under the leadership and governance of Ysgol Croes Atti. As at September 2021, Glannau Dyfdrwy has 77 learners alongside 197 learners on the Flint site. Embedding and extending this provision in Shotton to increase the numbers of pupils in the Welsh medium sector remains a key priority within the WESP. Developing more Welsh medium provision in other areas of the County remains part of our school modernisation strategy. Capacity at Ysgol Glanrafon will increase from 309-356 when construction is completed in September 2022. Capacity at Ysgol Croes Atti will increase From 207 – 240 on construction of new school with the new site having potential to have a capacity of 420.</p> <p>The number of Welsh second language primary pupils transferring via the Trochi immersion programme into Welsh medium secondary education has increased in 2021 to 14. Numbers for previous years were: 2020 - 9; 2019 - 8 ; 2018 – 12</p>
Maintaining Welsh Government Quality Indicator for Welsh Language resources in Aura libraries	50%	★	★	4% of resource budget on target to be spent on Welsh language resources by March 2022.

Mae'r dudalen hon yn wag yn bwrpasol

Eitem ar gyfer y Rhaglen 9



CORPORATE RESOURCES OVERVIEW AND SCRUTINY

Date of Meeting	Thursday 9th December, 2021
Report Subject	Revenue Budget Monitoring 2021/22 Month 7
Cabinet Member	Cabinet Member for Finance, Social Value and Procurement
Report Author	Corporate Finance Manager
Type of Report	Operational

EXECUTIVE SUMMARY

The purpose of this report is to provide Members with the Revenue Budget Monitoring 2021/22 (Month 7) Report.

RECOMMENDATIONS

1	That the committee considers and comments on the Revenue Budget Monitoring 2021/22 (Month 7) report. Any specific matters for attention will be noted and reported back to the Cabinet when it considers the report.
---	--

REPORT DETAILS

1.00	EXPLAINING THE REVENUE BUDGET MONITORING POSITION 2021/22 (MONTH 7)
1.01	The Revenue Budget Monitoring 2021/22 (Month 7) report will be presented to Cabinet on Tuesday 14 th December, 2021. A copy of the report is attached as Appendix A to this report.

2.00	RESOURCE IMPLICATIONS
2.01	As set out in Appendix A; Revenue Budget Monitoring 2021/22 (Month 7).

3.00	IMPACT ASSESSMENT AND RISK MANAGEMENT
3.01	As set out in Appendix A; Revenue Budget Monitoring 2021/22 (Month 7).

4.00	CONSULTATIONS REQUIRED / CARRIED OUT
4.01	None required.

5.00	APPENDICES
5.01	Appendix A; Revenue Budget Monitoring 2021/22 (Month 7)

6.00	LIST OF ACCESSIBLE BACKGROUND DOCUMENTS
6.01	None required.

7.00	CONTACT OFFICER DETAILS
7.01	<p>Contact Officer: Dave Ledsham, Finance Manager Telephone: 01352 704503 E-mail: dave.ledsham@flintshire.gov.uk</p>

8.00	GLOSSARY OF TERMS
8.01	<p>Revenue: a term used to describe the day to day costs of running Council services and income deriving from those services. It also includes charges for the repayment of debt, including interest, and may include direct financing of capital expenditure.</p> <p>Budget: a statement expressing the Council's policies and service levels in financial terms for a particular financial year. In its broadest sense it includes both the revenue budget and capital programme and any authorised amendments to them.</p> <p>Capital Programme: The Council's financial plan covering capital schemes and expenditure proposals for the current year and a number of future years. It also includes estimates of the capital resources available to finance the programme.</p>

CABINET

Date of Meeting	Tuesday, 14 th December 2021
Report Subject	Revenue Budget Monitoring 2021/22 (Month 7)
Cabinet Member	Cabinet Member for Finance, Social Value and Procurement
Report Author	Corporate Finance Manager
Type of Report	Operational

EXECUTIVE SUMMARY

This monthly report provides the latest detailed revenue budget monitoring position in 2021/22 for the Council Fund and Housing Revenue Account for the financial year and presents the position, based on actual income and expenditure, as at Month 7.

This report projects how the budget would stand at the close of the financial year without new actions to reduce cost pressures and/or improve the financial return on efficiency planning, and is as follows:

Council Fund

- An operating surplus of (£0.655m) (excluding the impact of the NJC pay award which will be met by reserves), which is a favourable movement of (£0.428m) from the surplus figure of (£0.227m) reported at Month 6.
- A projected contingency reserve balance as at 31st March, 2022 of £6.543m

Housing Revenue Account

- Net in-year revenue expenditure forecast to be £0.539m higher than budget
- A projected closing balance as at 31st March, 2022 of £3.933m

To assist with managing risks and maximising available resources, the review of non-essential spend and a vacancy management process continues.

RECOMMENDATIONS

1	To consider the report and the estimated financial impact on the 2021/22 budget.
2	To approve a budget virement of £2.731m for Centralised Utility Costs from the Housing & Assets Portfolio to Central and Corporate Finance (paragraph 1.06 refers).

REPORT DETAILS

1.00	EXPLAINING THE REVENUE BUDGET MONITORING 2021/22																											
1.01	<p>Council Fund Projected Position</p> <p>The projected year end position, without mitigation to reduce cost pressures and improve the yield on efficiency planning, is as follows:</p> <ul style="list-style-type: none"> An operating surplus of (£0.655m) (excluding the impact of the NJC pay award which will be met by reserves) A projected contingency reserve available balance as at 31 March 2022 of £6.543m. <p>To assist with managing risks and maximising available resources, the review of non-essential spend and a vacancy management process continues.</p> <p>Our ability to mitigate financial risks arising from the pandemic largely depends on the continuation of funds for hardship and income loss by Welsh Government which has previously been confirmed to March 2022, although does include some changes to eligibility criteria.</p>																											
1.02	<p>Table 1. Projected Position by Portfolio</p> <p>The table below shows the projected position by portfolio:</p> <table border="1"> <thead> <tr> <th>Portfolio/Service Area</th> <th>Approved Budget £m</th> <th>Projected Outturn £m</th> <th>In-Year Over / (Under) spend £m</th> </tr> </thead> <tbody> <tr> <td>Social Services</td> <td>70.627</td> <td>70.816</td> <td>0.189</td> </tr> <tr> <td>Out of County Placements</td> <td>12.921</td> <td>13.708</td> <td>0.787</td> </tr> <tr> <td>Education & Youth</td> <td>9.030</td> <td>8.610</td> <td>(0.420)</td> </tr> <tr> <td>Schools</td> <td>101.937</td> <td>101.937</td> <td>0.000</td> </tr> <tr> <td>Streetscene & Transportation</td> <td>31.517</td> <td>32.137</td> <td>0.620</td> </tr> </tbody> </table>				Portfolio/Service Area	Approved Budget £m	Projected Outturn £m	In-Year Over / (Under) spend £m	Social Services	70.627	70.816	0.189	Out of County Placements	12.921	13.708	0.787	Education & Youth	9.030	8.610	(0.420)	Schools	101.937	101.937	0.000	Streetscene & Transportation	31.517	32.137	0.620
Portfolio/Service Area	Approved Budget £m	Projected Outturn £m	In-Year Over / (Under) spend £m																									
Social Services	70.627	70.816	0.189																									
Out of County Placements	12.921	13.708	0.787																									
Education & Youth	9.030	8.610	(0.420)																									
Schools	101.937	101.937	0.000																									
Streetscene & Transportation	31.517	32.137	0.620																									

Planning Env & Economy	6.160	6.068	(0.092)
People & Resources	4.631	4.397	(0.234)
Governance	10.233	9.594	(0.639)
Strategic Programmes	4.648	4.617	(0.031)
Housing & Assets	17.162	16.688	(0.475)
Chief Executive	2.350	2.193	(0.157)
Central & Corporate Finance	26.241	26.038	(0.203)
Total	297.457	296.802	(0.655)

1.03	The reasons for the favourable net movement of (£0.428m) from the previous month are shown in Appendix 1. The reasons for the overall projected variances are summarised within Appendix 2 showing the detail of all variances over £0.050m and a summary of minor variances for each portfolio.
	Significant Movements from Month 6
1.04	<p>Social Services (£0.106m)</p> <p>The net favourable movement in the projected overspend is as a result of :</p> <p>Adults of Working Age</p> <ul style="list-style-type: none"> Increased care package costs £0.068m <p><u>Children's Services</u></p> <ul style="list-style-type: none"> Increased funding through the Children's Community Grant (CCG) has enabled a Team Manager post previously funded from base budget allocation, to be grant funded (£0.053m) The Safe Accommodation Grant £0.065m has been reallocated from Family Support to the Leaving Care Budget Welsh Government Family Intervention Grant is included within the projected outturn (£0.056m) Increased CCG funding has been included for the Flintshire Family Project (£0.067m) <p>Minor movements across the Portfolio account for the remainder (£0.063m).</p>
1.05	<p>Out of County Placements (£0.064m)</p> <p>The favourable movement in the projected overspend relates to:</p> <p>Children's Services (£0.030m) – net impact of recent placement changes</p> <p>Education & Youth (£0.034m) – impact of placement ending</p>

1.06	<p>Housing & Assets (£0.093m)</p> <p>The net favourable movement relates to centralised costs (£0.089m) following further reduced consumption in gas, water and electricity. This will be closely monitored over the winter period.</p> <p>Minor movements across the Portfolio account for the remainder (£0.004m)</p> <p><u>Budget Virement</u> In 2018/19, a number of property related budgets for energy costs, NDR, and water charges were centralised and transferred to the Housing & Assets portfolio. As the portfolio has no direct control on this expenditure it is recommended that these budgets are more appropriately reported within the Central and Corporate Finance budget.</p>
1.07	<p>Chief Executives (£0.064m)</p> <p>The favourable movement is a result of an adjustment to staff recharges to Housing Revenue Account (£0.064m)</p>
1.08	<p>Tracking of In-Year Risks and Emerging Issues</p> <p>Members were made aware when setting the budget that there were a number of open risks that would need to be kept under close review. An update on these is provided below.</p>
1.09	<p>Council Tax Income</p> <p>66.46% of Council Tax has been collected up to month 7 and the outturn 'in-year' collection rate is anticipated to be 97.6% by 31st March 2022.</p> <p>Collection levels, along with write off levels, continue to be tracked on a monthly basis.</p>
1.10	<p>Pay Award (Teacher and Non Teacher)</p> <p>Based on the UK Government position on public sector pay no general provision was included in the 2021/22 budget other than funding to reflect the intention to provide for those staff earning less than £0.024m.</p> <p><u>NJC (Green Book)</u> National negotiations are ongoing and the initial offer by Employers of a 1.5% uplift would add a minimum further £0.160m to the pay bill for schools and £0.799m for non-schools. In the absence of any further funding being made available this will need to be met from the Contingency Reserve and built into the base budget from 2022/23. This offer has been increased to 1.75% which will further increase the impact on reserves.</p> <p><u>Teachers</u> The September 2021 national pay award for Teachers has now been confirmed at 1.75% which adds a further £0.737m to the pay bill for schools in 2021/22, with the full year impact in 2022/23 being</p>

	<p>£1.282m. The Minister for Education in announcing the pay award, also confirmed additional funding of £6.4m across Wales to support the cost of the pay award in schools. The Council's share of the allocation is £0.304m for schools and £0.019m for Post 16. This additional funding will fund the pay award in part and as in previous years the Council will share the shortfall in costs in 2021/22 of £0.414m equally with schools and this is now reflected in Appendix 4.</p>
1.11	<p>Council Tax Reduction Scheme</p> <p>Based on current demand, costs are currently projected to be within budget although the position continues to be monitored closely following recent changes to Universal Credit and the UK Government furlough scheme ending.</p>
1.12	<p>Social Care Grant Funding</p> <p>Welsh Government have made an additional funding announcement for Social Care and Health totalling £42.72m across Wales. The grant will support Children's Services, Integrated Health and Social Care, unpaid carer direct payments, early intervention and prevention, along with improved advertising and recruitment for social care. This has increased the Social Care Recovery Fund 2021-22 allocation for the Council from £1.733m to £2.772m.</p>
1.13	<p>Other Tracked Risks</p> <p>In addition, there are a number of risks being tracked that may be subject to change and these are summarised below:</p>
1.14	<p>Medium Term Financial Strategy (MTFS) Impact</p> <p>Stage 1 of the Budget Process 2022/23 was concluded in July and an additional budget requirement of £16.750m was reported to Cabinet and Corporate Resources Overview and Scrutiny Committee.</p> <p>Stage 2 of the budget process was undertaken through September and October with feedback from all Overview and Scrutiny Committees reported to Cabinet and this Committee in October. The additional budget requirement had risen to £18m at this time partly due to the recent announcement of increases to National Insurance employer contributions.</p> <p>Stage 3 will be undertaken following receipt of the Welsh Government Provisional Settlement which is due to be received on 21st December.</p> <p>All Portfolios will continue to consider their financial position, the risks within their service and the impacts over the Medium Term on a monthly basis as part of their Portfolio Management Team meetings.</p>

1.15	<p>Out of County Placements</p> <p>There continues to be significant pressure on this volatile budget arising from the full year impacts of new placements made during 2020/21, including several new high cost placements which were agreed in March after the budget for 2021/22 had been set.</p> <p>A contribution of £0.500m has been made from the Social Care Recovery Fund which leaves a projected overspend of £0.787m for the remainder of the year. However, this is likely to increase with another 5 months of the year remaining.</p> <p>In addition, there is a further £0.150m from the Social Care Recovery Fund which has been earmarked for Out of County Placements as a contingency amount which can be allocated later in the financial year.</p>
1.16	<p>Homelessness</p> <p>There is a risk that demands on the service will continue to increase with the impacts of removal of restrictions on landlords to seek repossessions.</p> <p>In addition, the economic impacts on residents in the rented sector and owner occupiers following the end of the furlough scheme continue to cause concern.</p> <p>There is additional support in place with strategic use of the increased Housing Support Grant funding, but this may still not be sufficient.</p>
1.17	<p>Achievement of Planned In-Year Efficiencies</p> <p>The 2021/22 budget contains £2.363m of specific efficiencies which are tracked and monitored throughout the year. In 2020/21 the level of efficiency achievement was 100% which was an improvement on the 90% achieved during the previous year. The Council aims to achieve a 95% rate in 2021/22 as reflected in the MTFS KPI's.</p> <p>The current assessment of the efficiencies to be achieved in 2021/22 shows that 100% of the efficiencies will be achieved. The risk remains that any under-achievement of efficiencies will have a negative impact on the 2021/22 budget. Further details on the current status on efficiencies can be seen in Appendix 3.</p>
1.18	<p>Emergency Funding</p> <p>The Local Government Hardship fund was initially allocated £206.6m to support local government for the first six months of 2021-22 in the Welsh Government Final Budget 2021-22. In addition £23.3m was allocated to support free school meals during the school holidays.</p> <p>A further £97.5m has subsequently been allocated until the end of the financial year based on spend patterns to date, any changes to policy approaches (for example tapering of social care uplifts and void payments) and the current alert level.</p>

	<p>The Principles and Guidance for the Hardship Fund have been revised by WG from 1st October with changes impacting on eligibility for various service areas including schools costs, additional waste tonnages (reduced to 50%) and vehicle costs due to social distancing being removed from eligibility altogether. Costs for additional cover where staff are off sick due to COVID or self-isolating are eligible until December, pending further review. The potential significant impacts of this will be reflected in future reports, although where able mitigating actions will be put in place.</p> <p>During 2021/22 to date, additional cost claims for April to October have totalled £6.192m and Quarter 1 and 2 Income Loss claims were £1.096m (which include claims for Aura, Newydd and Cambrian Aquatics).</p>
1.19	<p>Unearmarked Reserves</p> <p>The final level of Council Fund Contingency Reserve brought forward into 2021/22 was £5.973m as detailed in the 2020/21 outturn report. However, this increased to £6.444m when taking account of the budgeted contribution to Reserves in the 2021/22 budget. This is the amount available for general purposes following the set-aside of £3.0m for a COVID-19 Emergency Funding.</p> <p>However, there will be a requirement to meet the unfunded impacts of the pay awards from the Contingency Reserve as detailed in para 1.10 following the outcome of the national pay award negotiations.</p> <p>Taking into account the projected in-year position and previously agreed allocations the amount remaining within the Contingency Reserve is £6.543m (prior to the impact of NJC pay award) (Appendix 4).</p> <p>The £3m emergency ring-fenced fund would have an amount of £2.009m remaining after allowing for currently known ineligible items. However, there are still a number of holding items and income loss claims still being considered by the Grants Panel. In addition, the impacts of the grant eligibility criteria changing from the 1st October will also need to be factored in.</p>
1.20	<p>Housing Revenue Account</p> <p>The 2020/21 Outturn Report to Cabinet on 13 July 2021 showed an un-earmarked closing balance at the end of 2020/21 of £5.039m and a closing balance of earmarked reserves of £1.869m.</p>
1.21	<p>The 2021/22 budget for the HRA is £37.825m which includes a movement of £0.566m to reserves.</p>
1.22	<p>The favourable movement this month of (£0.216m) is as a result of :</p> <ul style="list-style-type: none"> • Reduction in the top up of Bad Debt Provision (£0.153m) • Additional Affordable Housing Grant (AHG) Allocation (£0.053m) <p>Minor movements account for the remainder (£0.010m)</p>

1.23	The monitoring for the HRA is projecting in year expenditure to be £0.539m higher than budget and a closing un-earmarked balance as at 31 March 2022 of £3.933m, which at 10.31% of total expenditure satisfies the prudent approach of ensuring a minimum level of 3%. Appendix 5 provides further detail.
1.24	The budget contribution towards capital expenditure (CERA) is £13.442m.

2.00	RESOURCE IMPLICATIONS
2.01	As set out within the report.

3.00	IMPACT ASSESSMENT AND RISK MANAGEMENT
3.01	The Revenue Budget Monitoring Report reflects the three categories of risks covered in the main section of the report. These are in-year risks and emerging issues, achievement of planned in-year efficiencies and other tracked risks. These risks are included from paragraph 1.04 to 1.17.

4.00	CONSULTATIONS REQUIRED/CARRIED OUT
4.01	None specific.

5.00	APPENDICES
5.01	Appendix 1: Council Fund – Movement in Variances from Month 6 Appendix 2: Council Fund – Budget Variances Appendix 3: Council Fund – Programme of Efficiencies Appendix 4: Council Fund – Movement on Un-earmarked Reserves Appendix 5: Housing Revenue Account Variances

6.00	LIST OF ACCESSIBLE BACKGROUND DOCUMENTS
6.01	Various budget records.

7.00	CONTACT OFFICER DETAILS
7.01	Contact Officer: Dave Ledsham Strategic Finance Manager Telephone: 01352 704503 E-mail: dave.ledsham@flintshire.gov.uk

8.00	GLOSSARY OF TERMS
	<p>Budget: a statement expressing the Council's policies and service levels in financial terms for a particular financial year. In its broadest sense it includes both the revenue budget and capital programme and any authorised amendments to them.</p> <p>Council Fund: the fund to which all the Council's revenue expenditure is charged.</p> <p>Financial Year: the period of twelve months commencing on 1 April.</p> <p>Housing Revenue Account: the Housing Revenue Account (HRA) is a local authority account showing current income and expenditure on housing services related to its own housing stock. The account is separate from the Council Fund and trading accounts and is funded primarily from rents and government subsidy.</p> <p>Intermediate Care Fund: Funding provided by Welsh Government to encourage integrated working between local authorities, health and housing.</p> <p>Projected Outturn: projection of the expenditure to the end of the financial year, made on the basis of actual expenditure incurred to date.</p> <p>Reserves: these are balances in hand that have accumulated over previous years and are held for defined (earmarked reserves) and general (general reserves) purposes. Councils are required to regularly review the level and purpose of their reserves and to take account of the advice of the Chief Finance Officer.</p> <p>Revenue: a term used to describe the day-to-day costs of running Council services and income deriving from those services. It also includes charges for the repayment of debt, including interest, and may include direct financing of capital expenditure.</p> <p>Variance: difference between latest budget and actual income or expenditure. Can be to date if reflecting the current or most up to date position or projected, for example projected to the end of the month or financial year.</p> <p>Virement: the transfer of budget provision from one budget head to another. Virement decisions apply to both revenue and capital expenditure heads, and between expenditure and income, and may include transfers from contingency provisions. Virements may not however be approved between capital and revenue budget heads.</p>

Budget Monitoring Report
Council Fund Variances

MONTH 7 - SUMMARY

Service	Movement between Periods (£m)	Narrative for Movement between Periods greater than £0.025m
Social Services		
Older People		
Minor Variances	0.003	
Adults of Working Age		
Resources & Regulated Services	0.036	Increased care package costs
Residential Placements	0.032	Increased care package costs
Minor Variances	-0.042	
Children's Services		
Children's Development	-0.001	
Family Group Meetings	-0.053	Increased funding through the Childrens Community Grant (CCG) has enabled a team manager post, which had previously been paid from base budget, to be grant funded instead.
Family Support	0.065	The Safe Accommodation grant (£0.050m) was reallocated from this service area to the leaving care budget.
Legal & Third Party	-0.056	£0.050m Welsh Government Family Intervention grant is included within the projected outturn.
Residential Placements	-0.067	Increased CCG grant has been included for the Flintshire Family Project.
Minor Variances	-0.016	
Safeguarding & Commissioning		
Impact of Covid-19	0.009	
Minor Variances	-0.018	
Total Social Services (excl Out of County)	-0.106	
Out of County		
Children's Services	-0.030	Net impact of recent placement changes and rate changes and 2 recent new placements, one of which is a short term time limited placement
Education & Youth	-0.034	Mainly due to an ended placement with some other offsetting minor adverse impacts
Total Out of County	-0.064	
Education & Youth		
School Improvement Systems	-0.031	Movement in month 7 due to an increase in Post 16 funding applied to Post 16 Education officer and Senior Manager post.
Minor Variances	-0.008	
Total Education & Youth	-0.039	
Schools	0.000	
Streetscene & Transportation		
Service Delivery	0.027	Movement in Month 7 due to increased security costs in recycling centres.
Transportation	-0.041	Reduced routes for Out of County placements and savings from recruitment delays.
Impact of Covid-19	-0.005	
Other Minor Variances	0.026	Cumulative movements across the portfolio.
Total Streetscene & Transportation	0.008	
Service	Movement between Periods (£m)	Narrative for Movement between Periods greater than £0.025m

Planning, Environment & Economy		
Business	-0.054	Favourable movement due to one-off windfall interest payments received £0.035m. Commitment Challenge across the Service has assisted with the remainder.
Minor Variances	0.023	
Total Planning & Environment	-0.031	
People & Resources		
HR & OD	-0.001	
Corporate Finance	0.003	
Total People & Resources	0.001	
Governance		
Minor Variances	-0.002	
Total Governance	-0.002	
Strategic Programmes		
Minor Variances	-0.024	
Total Strategic Programmes	-0.024	
Housing & Assets		
Facilities	-0.089	
Minor Variances	-0.003	
Total Housing & Assets	-0.092	
Chief Executive's	-0.064	Favourable movement due to increased 50% recharge of Chief Officer salary to Housing Revenue Account confirmed for the full year.
Central & Corporate Finance	-0.015	Higher than anticipated one-off income from Matrix Rebates
Impact of Covid-19		
Grand Total	-0.428	

Budget Monitoring Report
Council Fund Variances

MONTH 7 - SUMMARY

Tudalen 2022

Service	Approved Budget (£m)	Projected Outturn (£m)	Annual Variance (£m)	Impact of Covid-19 (£m)	Last Month Variance (£m)	Cause of Major Variances greater than £0.050m	Action Required
Social Services							
Older People							
Localities	19.316	19.187	-0.129		-0.142	The net cost of residential care is reporting an overspend of £0.127m. This includes the cost of residential care placements net of the income received for this service, such as property charges and contributions from health. Day care is £0.025m under budget and will not resume until safe to do so. Domiciliary and Direct Payments are reporting an underspend of £0.133m. The Localities staff budget is underspent by £0.065m due to temporary vacancies and not all staff being paid to of grade. The Minor Adaptations budget is £0.029m underspent based on current demand.	
Resources & Regulated Services	8.627	8.347	-0.280		-0.272	The Councils in-house care provision is projected to underspend by £0.280m. Day care is underspent by £0.010m, day centres are closed and will only reopen once safe to do so. Homecare is £0.069m overspent and there continues to be a growing demand for this service. Residential care is expected to underspend by £0.262m. Extra care is underspent by £0.077m due to service demand.	
Impact of Covid-19	0.000	0.000	0.000	0.000	0.000		
Minor Variances	1.235	1.204	-0.030		-0.029		
Adults of Working Age							
Resources & Regulated Services	26.875	27.094	0.219		0.183	The overspend is the cost of social care for people with learning disabilities or physical disabilities. These costs include nursing and residential care, domiciliary care and Direct Payments which are required to meet their care needs.	
Professional and Administrative Support	0.339	0.263	-0.076		-0.072	Not all staff are currently paid at top of grade and there are also some staff seconded from this service	
Residential Placements	1.791	2.171	0.380		0.349	The overspend is the cost of social care for people within the Mental Health service. These costs include nursing and residential care, domiciliary and Direct Payments.	
Minor Variances	4.038	3.915	-0.123		-0.085		
Children's Services							
Family Placement	2.700	2.827	0.127		0.126	The overspend is due to service demand from the number of foster placements. In some instances these avoid having to make expensive residential placements. The main pressures are payments to foster carers, foster agencies and special guardianship payments.	
Grants	0.268	0.205	-0.063		-0.059	Grant awards have allowed for some costs usually funded from revenue budget to be funded from grants.	

Budget Monitoring Report
Council Fund Variances

MONTH 7 - SUMMARY

Service	Approved Budget (£m)	Projected Outturn (£m)	Annual Variance (£m)	Impact of Covid-19 (£m)	Last Month Variance (£m)	Cause of Major Variances greater than £0.050m	Action Required
Legal & Third Party	0.210	0.507	0.296		0.353	Legal costs are overspent due to the number of cases going through the courts and use of some external legal professionals. Direct Payments have also increased in demand.	
Residential Placements	0.549	0.376	-0.173		-0.106	This is an in-year underspend associated with the opening of a registered Childrens Home within Flintshire, in-year grant funding from the Young People and Childrens Services Transformation Fund is being used to offset start up costs.	
Professional Support	5.387	5.713	0.326		0.335	To support adequate levels of child protection, the established staffing structure needs to be at a sufficient level to meet mandatory safeguarding standards. Vacancies are therefore minimised and additional temporary posts are sometimes required.	
Minor Variances	0.843	0.874	0.031		0.021		
Safeguarding & Commissioning							
Impact of Covid-19	0.000	-0.300	-0.300	-0.300	-0.309	Welsh Government is providing financial assistance, through the hardship funding for the Councils in-house care services. Most additional costs incurred due to Covid are staff costs which are reported within their respective service areas.	
Minor Variances	-1.552	-1.566	-0.014		0.003		
Total Social Services (excl Out of County)	70.627	70.816	0.189	-0.300	0.295		
Out of County							
Children's Services	8.417	9.255	0.838		0.868	The projected overspend reflects the costs of the current cohort of placements with the budget pressure being influenced by the full year impacts in 2021/22 of a number of new placements made in the second half of 2020/21. This has continued in 2021/22 with a further influx of new placements. The true pressure level has also been partly mitigated by an allocation of £0.500m of one-off grant income from the Welsh Government Social Care recovery fund.	
Education & Youth	4.504	4.453	-0.051		-0.016	The current projected underspend reflects costs of the current cohort of placements but there remains a high need and demand for Out of County Education provision	
Total Out of County	12.921	13.708	0.787	0.000	0.851		
Education & Youth							

Budget Monitoring Report
Council Fund Variances

MONTH 7 - SUMMARY

Tudalen 2024

Service	Approved Budget (£m)	Projected Outturn (£m)	Annual Variance (£m)	Impact of Covid-19 (£m)	Last Month Variance (£m)	Cause of Major Variances greater than £0.050m	Action Required
Inclusion & Progression	4.462	4.394	-0.067		-0.076	Reduction in underspend due to the current pressures within the EHE service. There has been a significant increase in the demand for the service resulting in an overspend. The majority of the underspend has been offset by maximising grants such as 14-19 and ALP, with the shortfall being met by reported underspends within the service. This needs to be highlighted as a risk as demand could increase further, which would then reduce the £0.060m in-year efficiencies.	
Integrated Youth Provision	1.018	0.917	-0.101		-0.091	Due to savings on building cleaning charges at Youth Centres which have been closed due to the COVID-19 pandemic	
School Improvement Systems	1.823	1.640	-0.183		-0.152	Increase in Post-16 funding of £0.020m applied to School Improvement Senior Manager post 0.2 fte. The underspend in Early Entitlement includes the maximisation of the EYPDG by allocating existing staff against the grant - £18,500. An efficiency of £0.100m has been identified in relation to WG top-up funding for non-maintained settings, releasing core budget of £0.095m and setting resources mitigated by using EYPDG/RRRS £0.005m. A £0.050m contingency remains within the budget to cover any increased Spring Term 2022 costs.	
Total Education & Youth	9.030	8.610	-0.420	0.000	-0.381		
Schools	101.937	101.937	0.000		-0.000		
Streetscene & Transportation							
Service Delivery	8.696	8.819	0.123		0.096	The service has a recurring revenue pressure of £0.050m for security costs following vandalism at the Household Recycling Centres. Plant hire and repairs incurring additional costs of £0.050m, which is attributable to aging plant and equipment. Street lighting is also incurring a £0.120m revenue pressure on the Community Council Income Budget. However, this has largely been offset by workforce agency costs, which have been recovered through Covid hardship funding claims.	
Highways Network	7.899	7.993	0.094		0.091	Highways service area incurred overspend in excess of £0.050m in staff costs relating to flooding and drainage costs. There are also cumulative minor variances totalling £0.037m across the service, including some additional staff recharges.	

Budget Monitoring Report
Council Fund Variances

MONTH 7 - SUMMARY

Service	Approved Budget (£m)	Projected Outturn (£m)	Annual Variance (£m)	Impact of Covid-19 (£m)	Last Month Variance (£m)	Cause of Major Variances greater than £0.050m	Action Required
Transportation	9.750	9.813	0.063		0.104	Local bus services incurred a revenue pressure of: £0.100m as a result of the Service 5 reprocurement and £0.100m implementation of the Deeside Shuttle Bus Service at the new DIP Park and Ride. Also, additional costs incurred of £0.046m due to the increased number of school days, 7 days as opposed to budgeted 5 additional school days. The Service has benefited this month in Childrens Transport due to reduced routes for Out of County placements, which is offsetting by the pressure in response to the Arriva strike commitment. The total additional costs have been partially offset by projected underspend of (£0.149) in Social Services Transport as not all services have returned to full operation following the pandemic. However, this underspend could significantly reduce once services start to resume.	
Regulatory Services	5.173	5.197	0.024		0.001	Car parking income currently reflects a loss of £0.239m, through maximising eligible funding from the WG Income Loss fund. The service has also incurred savings in recruitment and maintenance costs of cash machines. The overall overspend has been largely offset by favourable market rates for the sale of recyclable materials.	
Impact of Covid-19	0.000	0.315	0.315	0.315	0.320	Service Delivery has a recurring revenue pressure of £0.050m for additional cleaning and maintenance costs in Alltami depot as a result of the pandemic. Waste operations are showing additional costs of £0.090m in receptacles due to higher demand in waste collections as an effect of people working from home. This service area is also experiencing an additional revenue pressure of £0.090m in plant hire, maintenance and repairs. Additional costs of £0.090m incurred in contractors spend and Traffic Management, as the service was unable to provide the required training and has also faced recruitment delays during the Covid-19 Pandemic.	
Other Minor Variances	31.517	32.137	0.620		0.612		
Total Streetscene & Transportation	31.517	32.137	0.620	0.315	0.612		
Planning, Environment & Economy							
Community	0.883	0.996	0.113		0.110	Adverse variance due to the shortfall in Fee Income in Licensing and Pest Control Services	
Development	0.019	-0.026	-0.045		-0.056	Favourable variance following higher than anticipated Fee Income for Development Management and Land Charges	
Management & Strategy	1.311	1.181	-0.130		-0.123	Staff savings from vacant posts	

Budget Monitoring Report
Council Fund Variances

MONTH 7 - SUMMARY

Service	Approved Budget (£m)	Projected Outturn (£m)	Annual Variance (£m)	Impact of Covid-19 (£m)	Last Month Variance (£m)	Cause of Major Variances greater than £0.050m	Action Required
Impact of Covid-19	0.000	-0.000	-0.000	-0.000	-0.000		
Minor Variances	3.947	3.917	-0.030		0.008		
Total Planning & Environment	6.160	6.068	-0.092	-0.000	-0.061		
People & Resources							
HR & OD	2.465	2.314	-0.151		-0.149	Favourable variance is due to the projected income from the agreed recharge for overheads claimed for the Test, Trace & Protect (TTP) Project for hosting the service on behalf of the region to March, 2022	
Corporate Finance	2.166	2.083	-0.083		-0.086	Staff savings from vacant posts	
Impact of Covid-19	0.000	0.000	0.000	0.000	0.000		
Total People & Resources	4.631	4.397	-0.234	0.000	-0.235		
Governance							
Democratic Services	2.125	2.041	-0.084		-0.092	The majority of the favourable variance follows the reduced take up of Members Allowances and savings from travel expenses due to remote meetings, together with commitment challenge across the service	
Customer Services	1.030	0.942	-0.088		-0.087	Favourable variance is due to higher than anticipated fee income levels resulting from the resumption of Ceremonies following the relaxation of COVID restrictions	
Revenues	0.475	0.105	-0.371		-0.348	Favourable variance is in the main due to the projected potential surplus on the Council Tax Collection Fund (£0.250m), Welsh Government Lockdown Admin Grant and minor variances across the service	
Impact of Covid-19	0.000	0.000	0.000	0.000	0.000		
Minor Variances	6.603	6.507	-0.096		-0.110		
Total Governance	10.233	9.594	-0.639	0.000	-0.637		
Strategic Programmes							
ADM's & CAT's	4.648	4.617	-0.031		-0.007		
Total Strategic Programmes	4.648	4.617	-0.031	0.000	-0.007		
Housing & Assets							

Budget Monitoring Report
Council Fund Variances

MONTH 7 - SUMMARY

Service	Approved Budget (£m)	Projected Outturn (£m)	Annual Variance (£m)	Impact of Covid-19 (£m)	Last Month Variance (£m)	Cause of Major Variances greater than £0.050m	Action Required
Caretaking & Security	0.262	0.201	-0.062		-0.062	Savings on staffing due to vacancies	
Industrial Units	-1.237	-1.467	-0.230		-0.230	Due to unbudgeted income from new lease at power generation site	
Centralised Costs	2.783	2.496	-0.286		-0.197	Positive variance of (£0.286)m. Electric rate less than anticipated and an overall reduction in consumption.	
Minor Variances	15.354	15.458	0.104		0.107		
Total Housing & Assets	17.162	16.688	-0.474	0.000	-0.382		
Chief Executive's	2.350	2.193	-0.157		-0.093	Favourable variance is due in the main to staff savings from vacant posts. At Month 7, the 50% recharge of Chief Officer salary to Housing Revenue Account is confirmed.	
Impact of Covid-19	0.000	-0.000	-0.000	-0.000	-0.000		
Central & Corporate Finance	26.241	26.038	-0.203		-0.189	Over recovery of planned pension contributions recouped against actuarial projections based on the level of contributions received during the year. Projected outturn on Matrix rebates and inflation pressures anticipated but not required to date.	
Impact of Covid-19	0.000	0.000	0.000	0.000	0.000		
Grand Total	297.457	296.802	-0.655	0.015	-0.227		

2021/22 Efficiencies Outturn Tracker - M7

Efficiency Description	Accountable Officer	Efficiency Target	Projected Efficiency	(Under)/Over Achievement	Efficiency Open/Closed (O/C)	Confidence in Achievement of Efficiency Based on (see below) R = High Assumption A = Medium Assumption G = Figures Confirmed
		2021/22 £m	2021/22 £m	2021/22 £m		
Portfolio						
Corporate						
Employer Pension Contributions	Reduced requirement due to recovery	Rachel Parry Jones	0.300	0.300	0.000	C G
Workforce - Vacant Post	Reduction of Post	Rachel Parry Jones	0.030	0.030	0.000	C G
Remote Working Impacts	Reduced Operating Costs	Rachel Parry Jones	0.070	0.070	0.000	C G
Remote Working Impacts	Reduced Travel	All	0.200	0.200	0.000	C G
Price Inflation	Removal of Price Inflation	Rachel Parry Jones	0.113	0.113	0.000	C G
Total Corporate Services			0.713	0.713	0.000	
Housing & Assets						
Property Savings (inc Demolition of Phases 3&4; utility savings)		Neal Cockerton	0.450	0.450	0.000	C G
NDR Inflationary Savings		Neal Cockerton	0.120	0.120	0.000	C G
Climate Change Levy		Neal Cockerton	0.295	0.295	0.000	C G
Total Housing & Assets			0.865	0.865	0.000	
Social Services						
Vacancy Management Saving	Appropriate Vacancy Management	Neil Ayling	0.030	0.030	0.000	O G
Strategic Use of Grant Funding	Core Funding Replacement Solution	Neil Ayling	0.060	0.060	0.000	O G
Social Care Workforce Grant		Neil Ayling	0.430	0.430	0.000	O G
Total Social Services			0.520	0.520	0.000	
Education & Youth						
Integrated Youth Provision	Youth Centres - Premises	Claire Homard	0.020	0.020	0.000	O G
Total Education & Youth			0.020	0.020	0.000	
Streetscene & Transportation						
Discretionary Transport Review - Post 16 Transport	Joint with Education	Steve O Jones	0.200	0.200	0.000	O R
Total Streetscene & Transportation			0.200	0.200	0.000	
Planning, Environment & Economy						
Planning Policy	Reduction of Post	Andy Roberts	0.045	0.045	0.000	C G
Total Planning, Environment & Economy			0.045	0.045	0.000	
Total 2021/22 Budget Efficiencies			2.363	2.363	0.000	

Judalen 208

	%	£
Total 2021/22 Budget Efficiencies	100	2.363
Total Projected 2021/22 Budget Efficiencies Underachieved	0	0.000
Total Projected 2021/22 Budget Efficiencies Achieved	100	2.363
Total 2021/22 Budget Efficiencies (Less Previously agreed Decisions)		
Total Projected 2021/22 Budget Efficiencies Underachieved	0	0.000
Total Projected 2021/22 Budget Efficiencies Achieved	0	0.000

Corporate Efficiencies Remaining from Previous Years

Income Target Remaining	£m	
Income Target Efficiency remaining from Previous Years	All Portfolios	0.051
Increased income from Registrars service		(0.010)
Total Income Efficiency Remaining		0.041
		(0.041)

Movements on Council Fund U earmarked Reserves

	£m	£m
Total Reserves as at 1 April 2021	14.061	
Less - Base Level	(5.769)	
Total Reserves above base level available for delegation to Cabinet		8.292
Add - Transfer to Reserve Budget 2021/22		0.471
Add - Transfer from Earmarked Reserves (approved Month 5)		0.585
Less - COVID-19 Emergency Funding Allocation*		(2.317)
Less - Investment in Change (approved Month 2)		0.400
Less - Severe Weather (approved Month 2)		0.250
Less - Organisational Capacity Estimate (approved month 5)		0.103
Less - Childrens Services Social Work Costs (approved Month 5)		0.183
Less - Teachers Pay Award (after additional funding)		0.207
Add - Month 7 projected outturn		(0.655)
Less - projected national pay award increase		
Total Contingency Reserve available for use		6.543

Budget Monitoring Report
Housing Revenue Account Variances

MONTH 7 - SUMMARY

Service	Revised Budget (£m)	Projected Outturn (£m)	Variance (£m)	Last Month Variance (£m)	Cause of Major Variance	Action Required
Housing Revenue Account						
Income	(37.259)	(36.904)	0.355	0.530	Currently projecting a pressure of £0.355m due to loss of income in relation to vacant properties. Of this, £0.329m relates to void properties, £0.049m relates to the utilities charges on void properties and £0.074m relates to void garages. There is also a pressure of £0.084m relating to an assumed reduction in rental income on new build properties which were included in the Business Plan. There is a forecasted reduction in the requirement to top up the Bad Debt Provision of (£0.153m). Additional Affordable Housing Grant allocation of £0.053m. There are other minor variances of £0.025m.	
Capital Financing - Loan Charges	8.047	8.047				
Estate Management	1.931	1.918	(0.013)	0.006	Minor variances	
Landlord Service Costs	1.469	1.511	0.042	0.036	Minor variances	
Repairs & Maintenance	10.431	10.404	(0.027)	(0.017)	Minor variances	Early indications from our supplier suggest an increase in the costs of some sourced materials. This will be monitored closely over the next couple of months.
Management & Support Services	2.658	2.840	0.182	0.199	Efficiency in respect of salary costs of (£0.058m). Additional cost of the IT project work £0.050m. Pressure in relation to insurance costs of £0.208m. Minor Variances (£0.018)	
Capital Expenditure From Revenue (CERA)	13.442	13.442				
HRA Projects	(0.153)	(0.152)	0.001	0.001	Minor variances	
Contribution To / (From) Reserves	(0.566)	(0.566)				
Total Housing Revenue Account	(0.000)	0.539	0.539	0.755		